

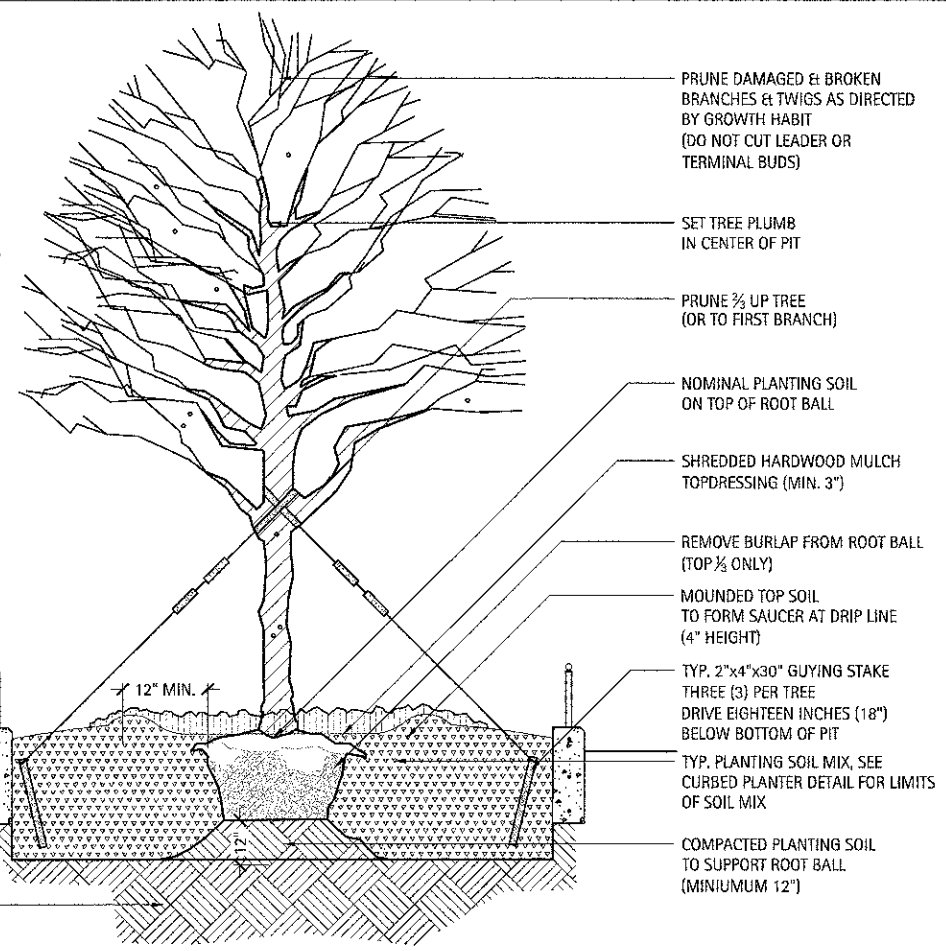
DECIDUOUS TREE PLANTING NOTES:
 ALL PRUNING MUST BE DONE AFTER PLANTING, AND AT THE DIRECTION OF THE LANDSCAPE ARCHITECT OR CITY/VILLAGE FORESTER. ROOT COLLAR SHALL BE SET SO THAT AFTER SOIL SETTLES, THE TOP OF THE BALL SHALL BE AT THE SAME ELEVATION AS FINISHED GRADE.

FINAL BALL ELEVATION AND PLANTER BED GRADING AS DIRECTED BY LANDSCAPE ARCHITECT. WHEN SOIL CONDITIONS ARE ENCOUNTERED WITH POOR DRAINAGE, LANDSCAPE CONTRACTOR SHALL NOTIFY LANDSCAPE ARCHITECT. LANDSCAPE CONTRACTOR SHALL ELABORATE AND PREPARE RECOMMENDATIONS FOR SOLUTION TO PROBLEM.

TREE SUPPORTS (3 PER TREE) SHALL BE GALVANIZED TURNBUCKLES WITH DOUBLE-STRANDED TWELVE (12) GAUGE GALVANIZED WIRE TIES AT TWELVE INCH (12") INTERVALS. GUY'S ARE OPTIONAL AT THE DISCRETION OF CITY/VILLAGE FORESTER.

PROVIDE DRAINAGE DETAIL WHERE NECESSARY AS DICTATED BY SITE CONDITIONS. CONNECT TO STORM SYSTEM AS PER ENGINEER'S GRADING AND DRAINAGE PLANS.

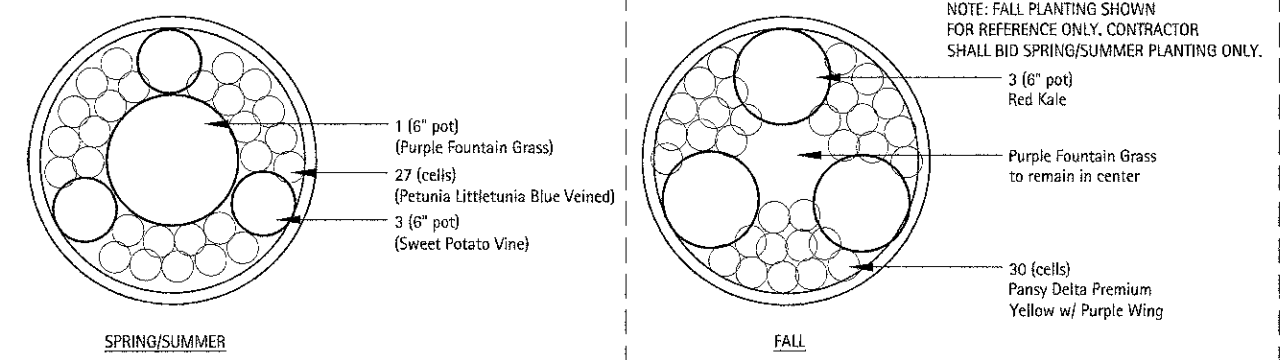
STAKE TREES WITH THREE TO FOUR INCH (3-4") CALIPERS. DO NOT STAKE TREES WITH OVER FIVE INCH (5") CALIPERS.



1 Typical Deciduous Tree Planting Detail In Raised Planter
 Scale: NTS

10005 - PARK RIDGE STREETScape PLANTING LIST

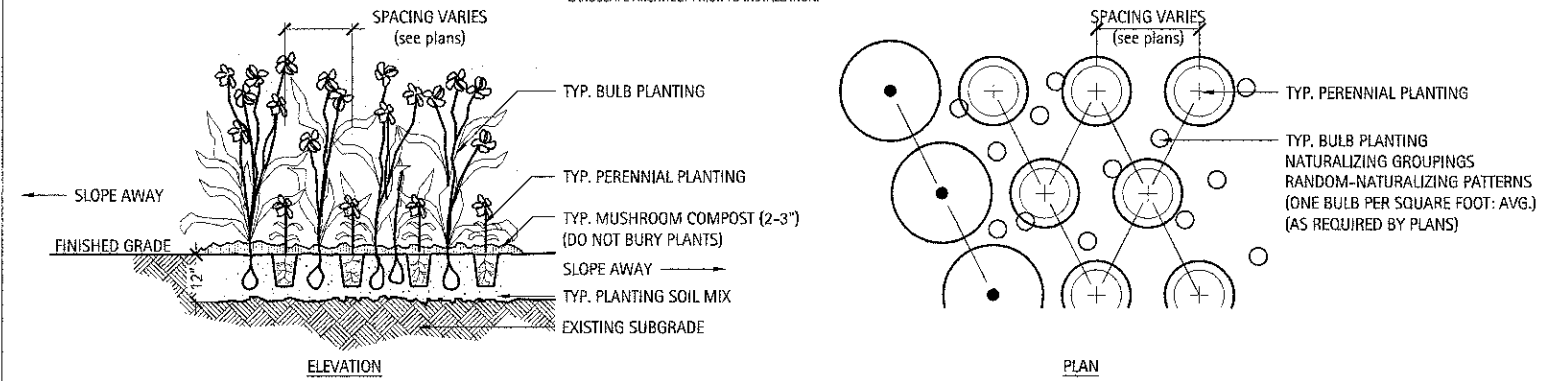
Symbol	Qty	Botanic Name	Common Name	Size	Remarks
DECIDUOUS SHADE TREES					
AF 3	4	Acer x freemanii 'Autumn Blaze'	Freemanii Maple	3" caliper	B&B
GB 3	3	Ginkgo biloba	Ginkgo (Male)	3" caliper	B&B
PC 3	11	Pyrus calleryana 'Chanticleer'	Chanticleer Pear	3" caliper	B&B
UJA 3	4	Ulmus caprinifolia 'Accolade'	Accolade Elm	3" caliper	B&B
DECIDUOUS SHRUBS					
RK	12	Rosa 'Knockout'	Knockout Rose	3 gal.	
SJL	34	Spiraea japonica 'Lemon Princess'	Lemon Princess Spirea	18" ht.	
EVERGREEN SHRUBS					
BM	126	Buxus microphylla 'Wintergreen'	Wintergreen Boxwood	24" ht.	
PERENNIALS, ORNAMENTAL GRASSES					
ac	32	Astilbe chinensis var. pumila	Astilbe	1 gal.	12"
cas	6	Calamagrostis acutifolia 'Stricta'	Feather Reed Grass	1 gal.	
hs	50	Hemerocallis 'Stella de Oro'	Yellow Daylily	1 gal.	15"
lsp	46	Liriope spicata	Lilyturf	1 gal.	16"
nm	225	Nepeta x mussini 'Blue Wonder'	Blue Wonder Catmint	1 gal.	18"
sh	30	Sporobolus heterolepis	Prairie Dropseed	1 gal.	18"
ANNUALS					
ps	25	Pennisetum setaceum 'Rubrum'	Purple Fountain Grass	6" pot	
pl	675	Petunia 'Littletonia Blue Vein'	Littletonia Blue Vein Petunia	Cell	
ib	75	Ipomoea batatas	Sweet Potato Vine	6" Pot	



3 Typical Annual Planting Detail In Moveable Planter
 Scale: NTS

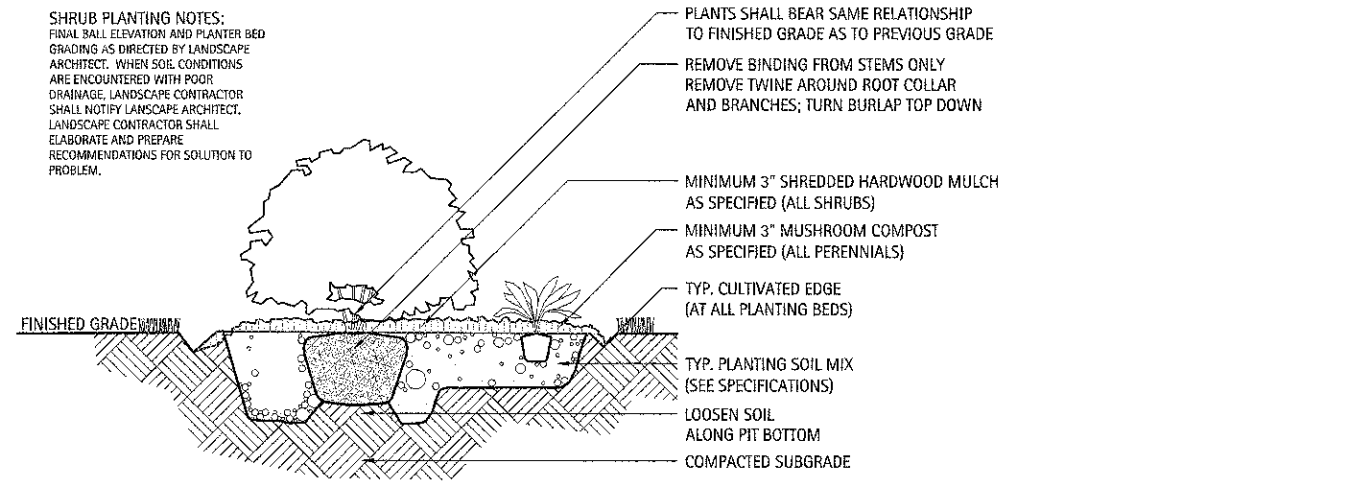
PERENNIAL/GROUNDCOVER PLANTING NOTES:
 FINAL BALL ELEVATION AND PLANTER BED GRADING AS DIRECTED BY LANDSCAPE ARCHITECT. WHEN SOIL CONDITIONS ARE ENCOUNTERED WITH POOR DRAINAGE, LANDSCAPE CONTRACTOR SHALL NOTIFY LANDSCAPE ARCHITECT. LANDSCAPE CONTRACTOR SHALL ELABORATE AND PREPARE RECOMMENDATIONS FOR SOLUTION TO PROBLEM.

PERENNIAL PLANTING LAYOUTS TO BE APPROVED IN THE FIELD BY LANDSCAPE ARCHITECT PRIOR TO INSTALLATION.



2 Typical Groundcover & Perennial Planting Detail
 Scale: NTS

SHRUB PLANTING NOTES:
 FINAL BALL ELEVATION AND PLANTER BED GRADING AS DIRECTED BY LANDSCAPE ARCHITECT. WHEN SOIL CONDITIONS ARE ENCOUNTERED WITH POOR DRAINAGE, LANDSCAPE CONTRACTOR SHALL NOTIFY LANDSCAPE ARCHITECT. LANDSCAPE CONTRACTOR SHALL ELABORATE AND PREPARE RECOMMENDATIONS FOR SOLUTION TO PROBLEM.



4 Typical Shrub Planting Detail In Open Lawn or Raised Planter
 Scale: NTS