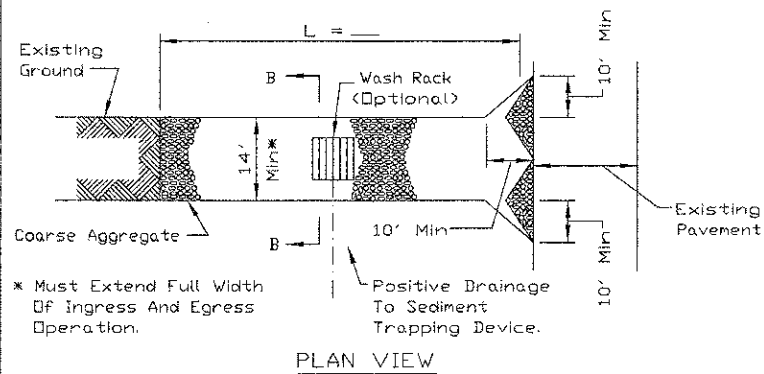
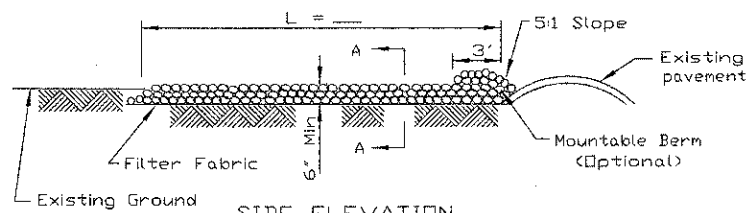


STABILIZED CONSTRUCTION ENTRANCE PLAN



PLAN VIEW



SIDE ELEVATION

NOTES:

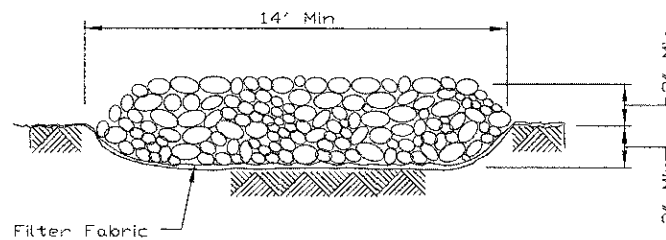
1. Filter fabric shall meet the requirements of material specification 592 GEOTEXTILE, Table I or 2, Class I, II or IV and shall be placed over the cleared area prior to the placing of rock.
2. Rock or reclaimed concrete shall meet one of the following IDOT coarse aggregate gradation, CA-1, CA-2, CA-3 or CA-4 and be placed according to construction specification 25 ROCKFILL using placement Method 1 and Class III compaction.
3. Any drainage facilities required because of washing shall be constructed according to manufacturers specifications.
4. If wash racks are used they shall be installed according to the manufacturer's specifications.

REFERENCE Project	_____
Designed	_____ Date _____
Checked	_____ Date _____
Approved	_____ Date _____

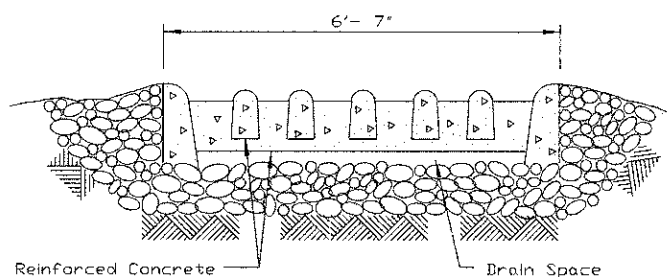


STANDARD DWG. NO.	IL-630
SHEET	1 OF 2
DATE	8-18-94

STABILIZED CONSTRUCTION ENTRANCE PLAN



SECTION A-A

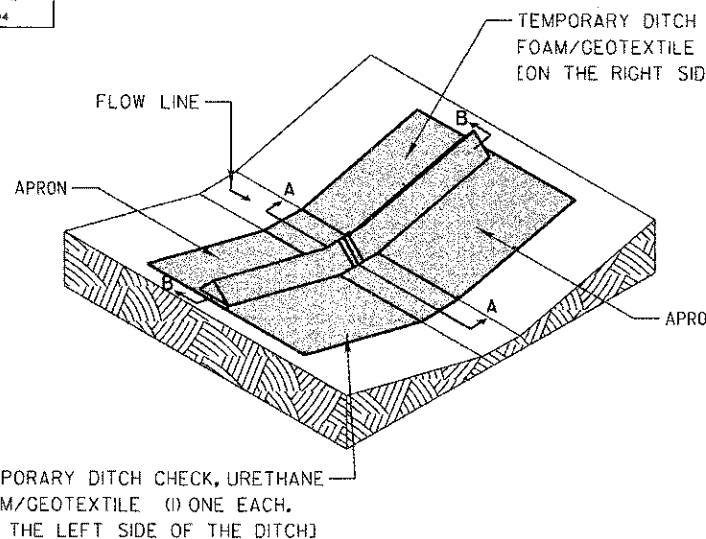


SECTION B-B

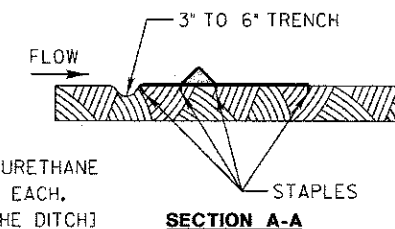
REFERENCE Project	_____
Designed	_____ Date _____
Checked	_____ Date _____
Approved	_____ Date _____



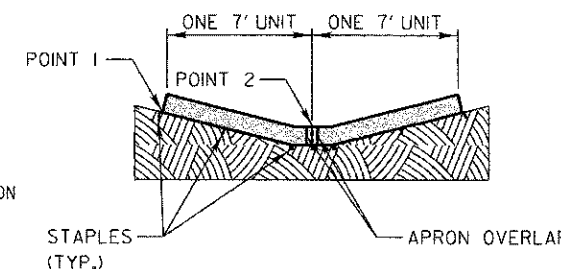
STANDARD DWG. NO.	IL-630
SHEET	2 OF 2
DATE	8-18-94



SILT DIKE UNIT ISOMETRIC



SECTION A-A



SECTION B-B

STAPLES SHALL BE PLACED WHERE THE UNITS OVERLAP AND IN THE CENTER OF THE 7' UNIT AS SHOWN ON THE DIAGRAM.

POINT 1 MUST BE HIGHER THAN POINT 2 TO INSURE THAT WATER FLOWS OVER THE DIKE AND NOT AROUND THE ENDS.

TEMPORARY DITCH CHECKS (SPECIAL)