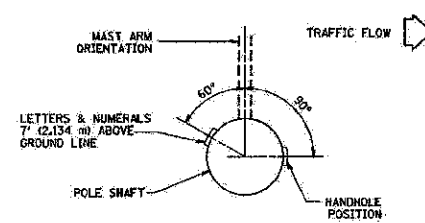
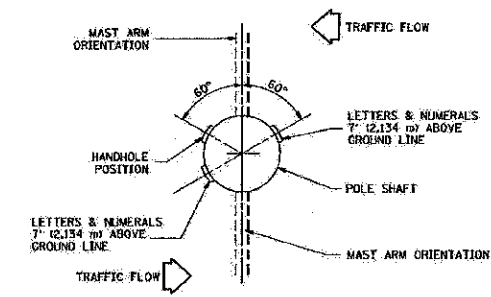


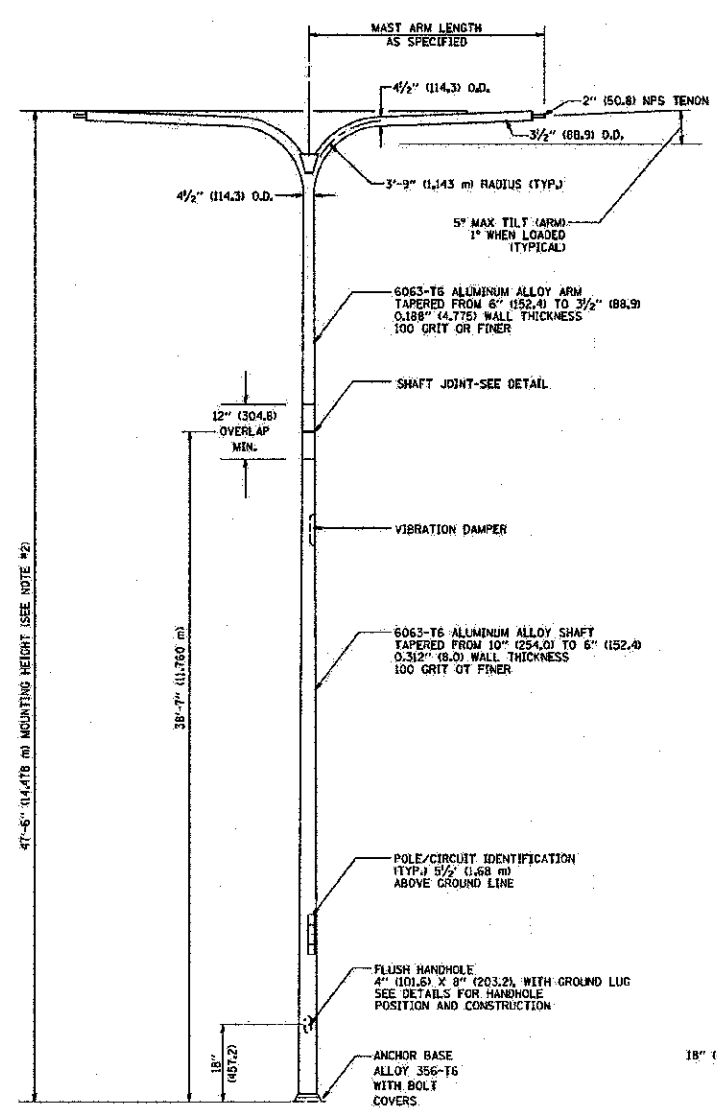
POSITION OF HANDHOLE AND POLE NUMBER FOR SINGLE MAST ARM POLES MOUNTED ON BRIDGE PARAPET OR BARRIER WALL



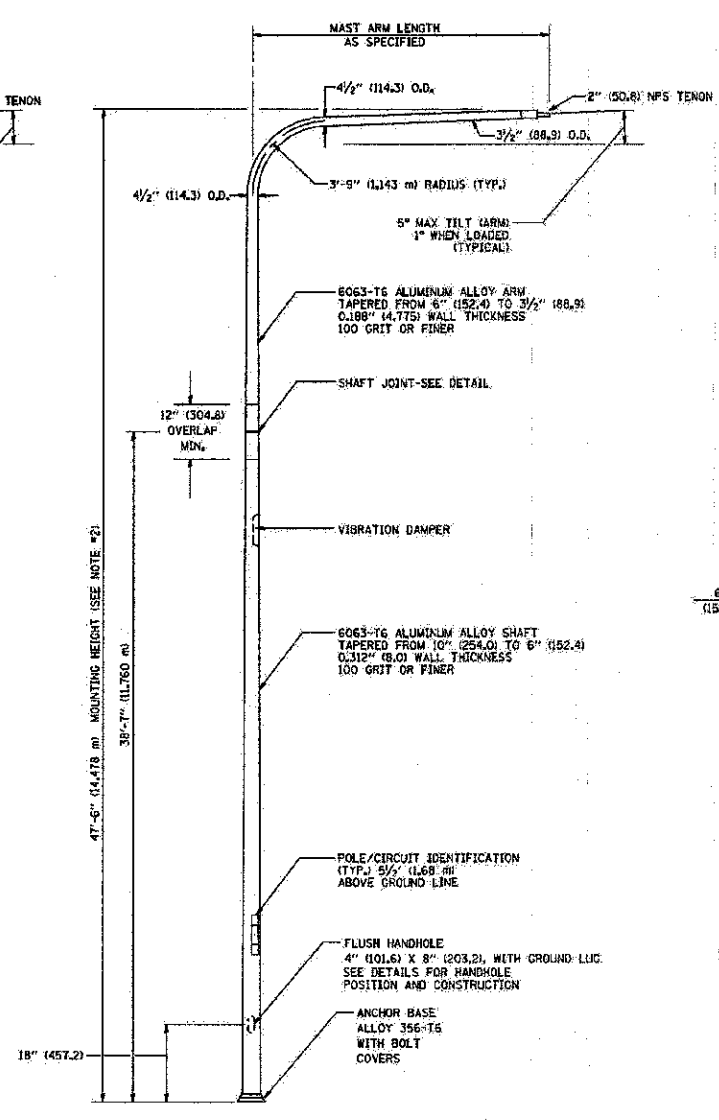
POSITION OF HANDHOLE AND POLE NUMBER FOR SINGLE MAST ARM POLES



POSITION OF HANDHOLE AND POLE NUMBER FOR TWIN MAST ARM POLES

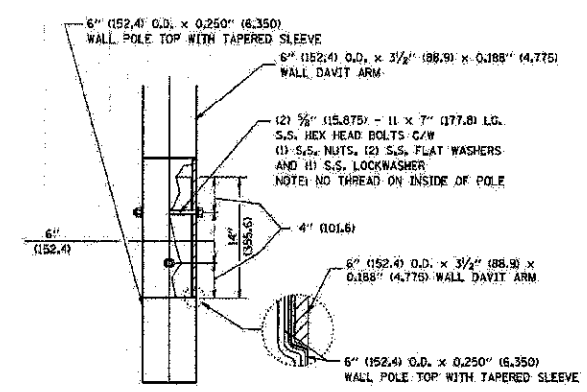


TWIN ARM POLE

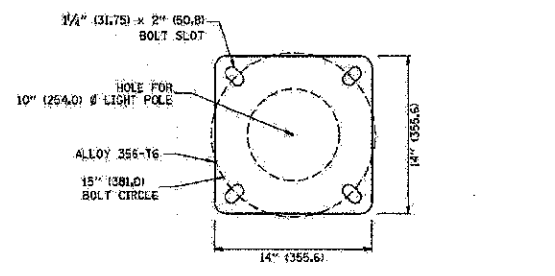


SINGLE ARM POLE

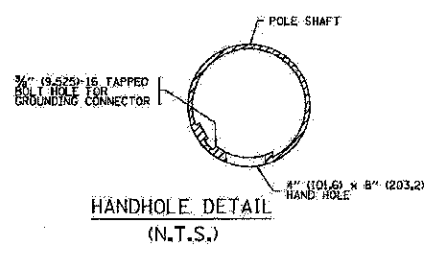
- NOTES:
1. ALL DIMENSIONS ARE IN INCHES (MILLIMETERS) UNLESS OTHERWISE SHOWN.
 2. MOUNTING HEIGHT IS DEFINED AS THE DISTANCE FROM THE CENTERLINE OF THE TENON TO THE BOTTOM OF THE ANCHOR BASE.
 3. TWO PIECE SHAFT WILL BE MATCHED MARKED AND INTERCHANGEABLE BETWEEN DIFFERENT UNITS. FIELD DRILLING OF THE HOLES WILL NOT BE ALLOWED.
 4. THE LIGHT POLE WILL MEET AASHTO DESIGN CRITERIA AS SPECIFIED.
 5. THE INSTALLING CONTRACTOR WILL PROVIDE A UL LISTED GROUNDING CONNECTION, BURNBY KE225, T&B SP4DL OR APPROVED EQUAL.
 6. LIGHT POLES WILL NOT BE INSTALLED WITHOUT MAST ARMS AND LUMINAIRES.
 7. LIGHT POLES WILL BE SET PLUMB ON THE FOUNDATION WITHOUT THE USE OF LEVELING NUTS, WASHERS OR SHIMS.
 8. LIGHTING UNIT IDENTIFICATION NUMBERS SHALL BE INSTALLED BEFORE THE LIGHTING UNIT IS ENERGIZED.



DAVIT ARM CONNECTION
[14" (355.6) OVERLAP SHOWN]



LIGHT POLE BASE PLATE DETAIL
(FOR POLE MOUNTED ON 15 INCH (381.0) BOLT CIRCLE FOUNDATION)



FILE NAME = C:\P\c\p\2011-07\Geny_Traffic_Pole\Geny_Traffic_Pole.dwg	USER NAME = drivakogn	DESIGNED - BL	REVISED - D. DREW 05-07-92	STATE OF ILLINOIS DEPARTMENT OF TRANSPORTATION	DAVIT LIGHT POLE		F.A.D. RTE.	SECTION	COUNTY	TOTAL SHEETS	SHEET NO.
		DRAWN - LEY	REVISED - R. TOMSONS 09-06-00		47'-6" (14.478 m) MOUNTING HEIGHT						
		CHECKED -	REVISED - R. TOMSONS 09-02-03		SCALE: NONE		SHEET NO. 1 OF 1 SHEETS	STA.	TO STA.	CONTRACT NO.	
		DATE - 2/27/2013	REVISED - R. TOMSONS 01-18-13							FED. ROAD DIST. NO. 1 ILLINOIS FED. AID PROJECT	

AMES Engineering, Inc. CONSULTING ENGINEERS 1341 Warren Avenue Downers Grove, IL 60515	USER NAME = vromes	DESIGNED - BL	REVISED -	STATE OF ILLINOIS DEPARTMENT OF TRANSPORTATION	LIGHTING DETAILS		F.A.D. RTE.	SECTION	COUNTY	TOTAL SHEETS	SHEET NO.
		DRAWN - MSA/RV	REVISED -		LIGHT POLE MOUNTING DETAILS						
		CHECKED - SA	REVISED -		SCALE:		SHEET NO. 14 OF 24 SHEETS	STA.	TO STA.	CONTRACT NO. 63821	
		DATE - 03-22-2013	REVISED -							ILLINOIS FED. AID PROJECT HSIP-0043 (029)	

FILE NAME = C:\P\c\p\2011-07\Geny_Traffic_Pole\Geny_Traffic_Pole.dwg