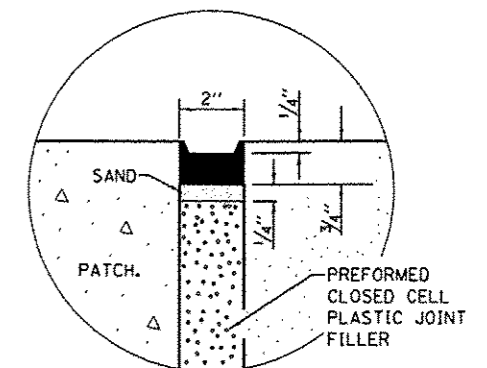
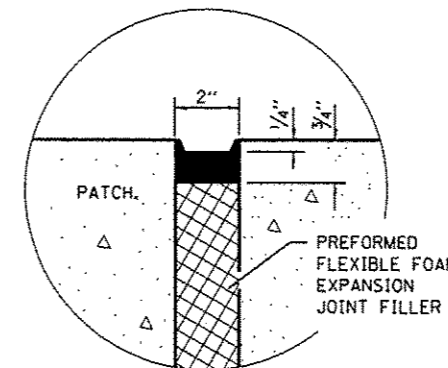
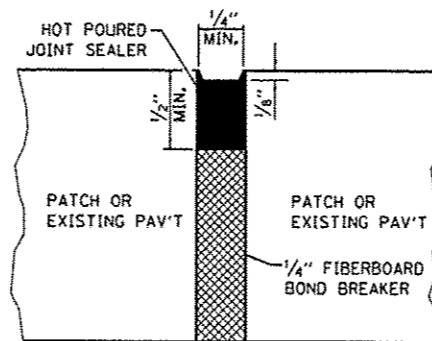
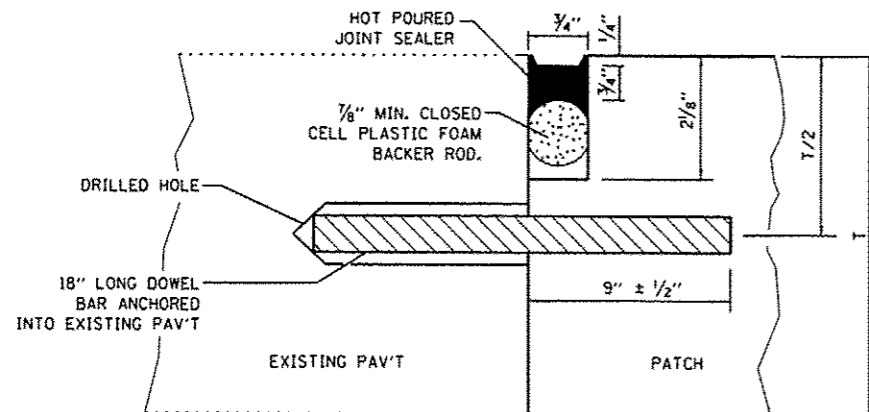
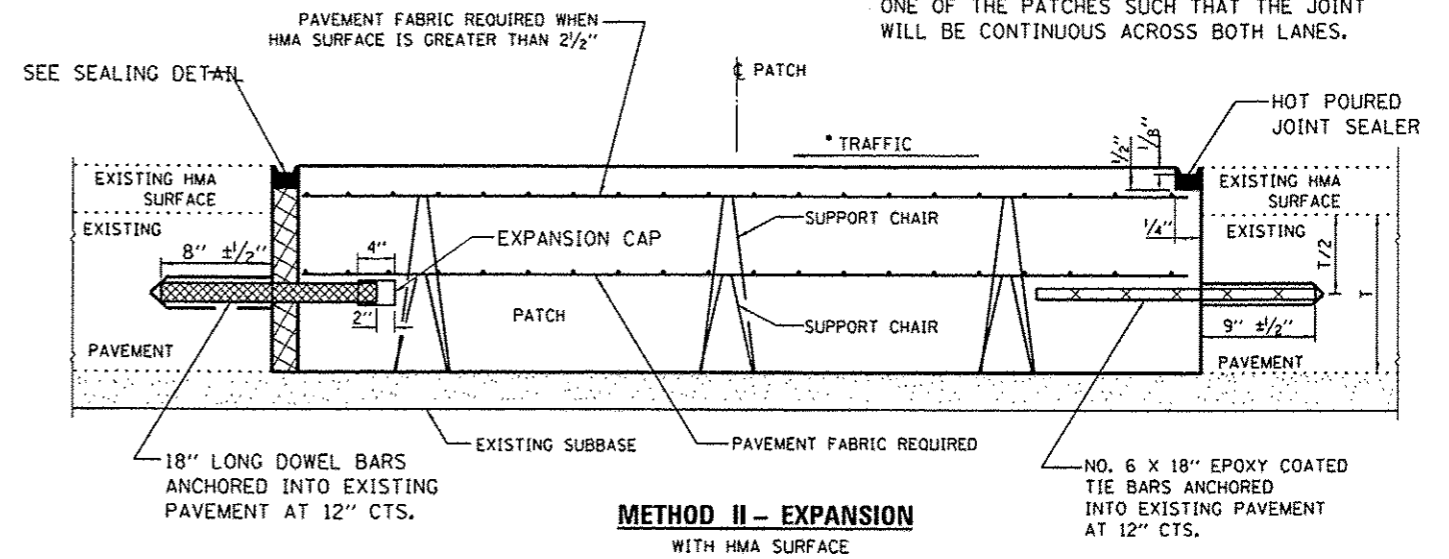
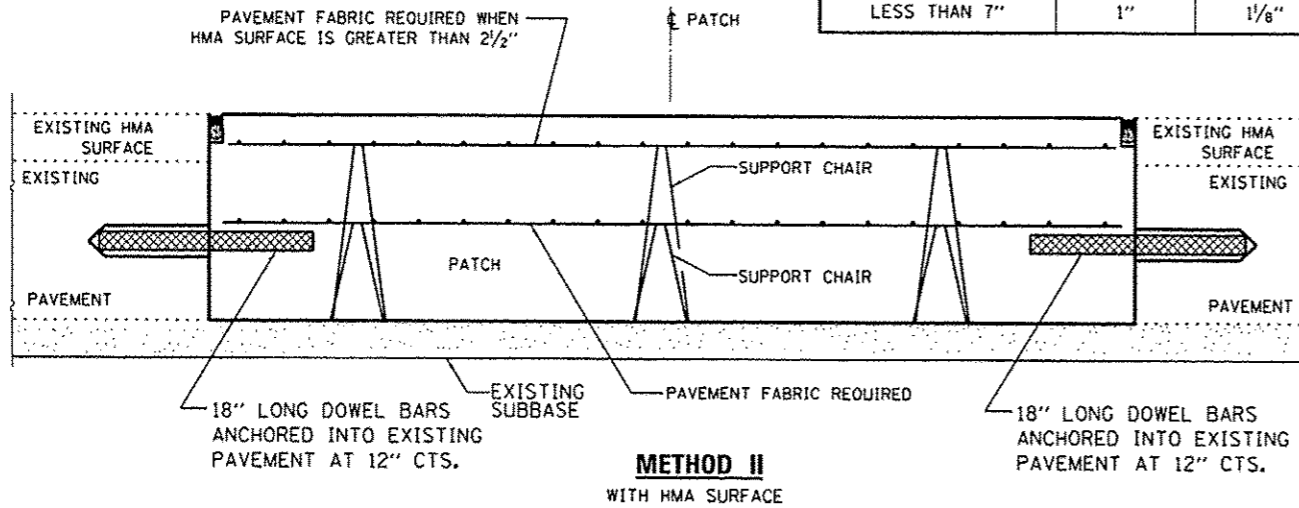


DOWEL BAR TABLE		
PAVEMENT THICKNESS	DOWEL BAR DIAMETER	HOLE DIAMETER
8" OR GREATER	1 1/2"	1 5/8"
7" THRU 7 5/8"	1 1/4"	1 3/8"
LESS THAN 7"	1"	1 1/8"

NOTE
 WHEN RE-ESTABLISHING A TRANSVERSE EXPANSION JOINT ON A TWO-LANE, TWO-WAY ROAD, REVERSE THE ORIENTATION OF THE DOWEL BARS WITH RESPECT TO TRAFFIC FOR ONE OF THE PATCHES SUCH THAT THE JOINT WILL BE CONTINUOUS ACROSS BOTH LANES.



TRANSVERSE JOINT

CENTERLINE JOINT

SEALING DETAIL

SEALING DETAIL

FILE NAME =	USER NAME = pataluj	DESIGNED -	REVISED -
ct:\pw\work\pilot\pataluj\0336504\0356	93-ehd-details.dgn	DRAWN -	REVISED -
	PLOT SCALE = 1/8" = 1'-0"	CHECKED -	REVISED -
MODEL NAME =	PLOT DATE = 4/3/2013	DATE -	REVISED -

STATE OF ILLINOIS
 DEPARTMENT OF TRANSPORTATION

CLASS B PATCHES WITH EXPANSION

SCALE: SHEET 3 OF 3 SHEETS STA. TO STA.

F.A.I. RTE.	SECTION	COUNTY	TOTAL SHEETS	SHEET NO.
57	D3 PATCHING 2014-5	FORD	16	15
			CONTRACT NO. 66C93	
[ILLINOIS] FED. AID PROJECT				