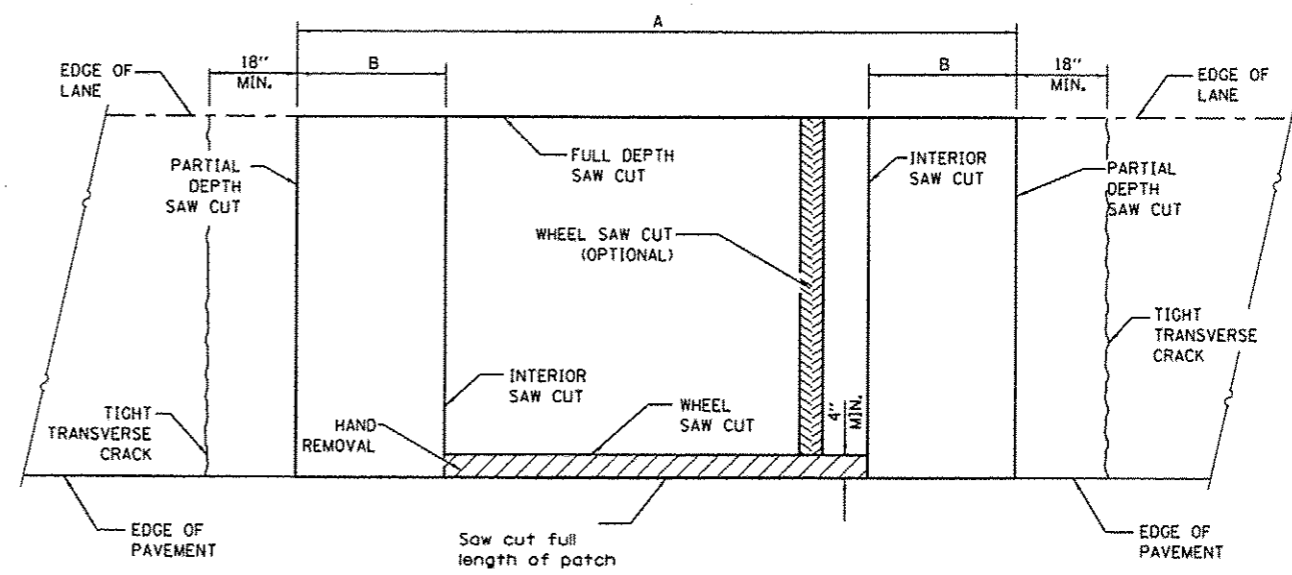
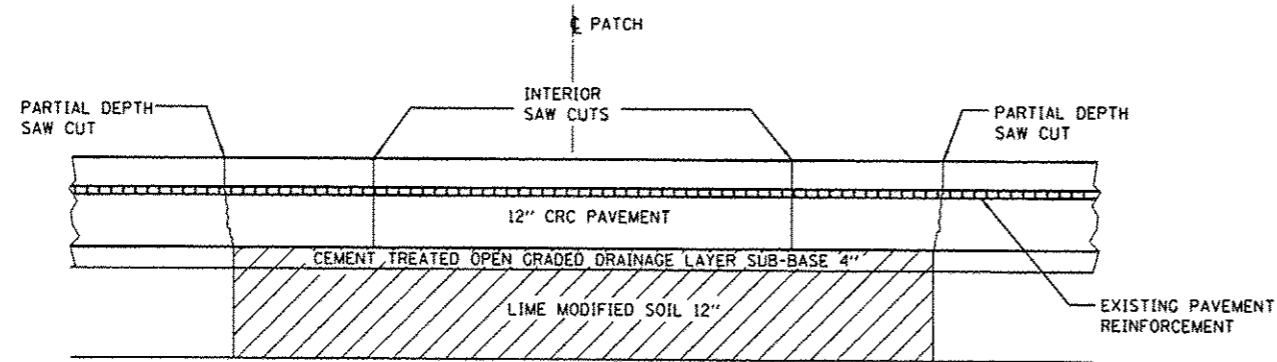


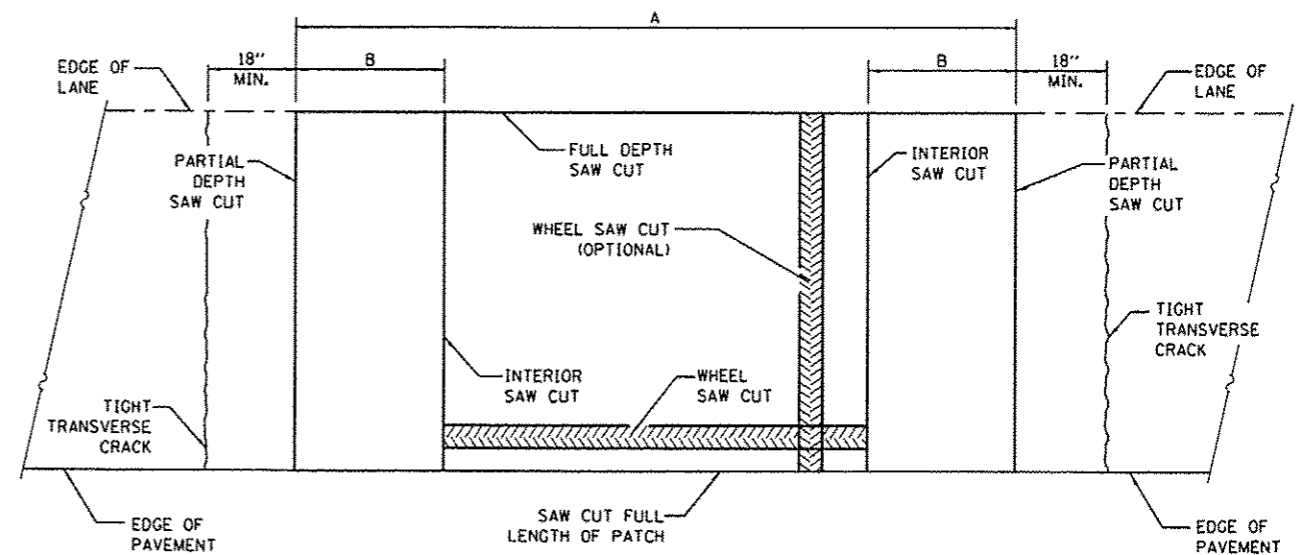
PAVEMENT SAWING DETAIL
(HMA SHOULDER)



PAVEMENT SAWING DETAIL
(PCC SHOULDER)



SAW CUT DETAIL



ALTERNATE SAWING DETAIL
(PCC SHOULDER)

EXCAVATION

EXISTING REINFORCEMENT BARS	A (MIN.)	B (MIN.)	C (MIN.)
#5	6'-0"	18"	16"
#6	6'-0"	21"	19"
#7	6'-0"	24"	22"
FABRIC	6'-0"	21"	18"

GENERAL NOTES

WHEN PATCHING TWO ADJACENT LANES IN ONE OPERATION THE LONGITUDINAL JOINT SHALL BE LONGITUDINAL SAWED JOINT AS DETAILED ON STANDARD 420001, HOWEVER, THE GROOVE MAYBE EITHER PREFORMED OR SAWED.

SEE STANDARD 421001 FOR DETAILS OF PAVEMENT REINFORCEMENT.

FILE NAME =	USER NAME = woodshankr1	DESIGNED -	REVISED -
ci:\pw\work\p\idat\woodshankr1\08337548\366C95-shr-details.dgn		DRAWN -	REVISED -
#MODELNAME#	PLOT SCALE = 100.0000 ' / in.	CHECKED -	REVISED -
	PLOT DATE = 3/28/2013	DATE -	REVISED -

STATE OF ILLINOIS
DEPARTMENT OF TRANSPORTATION

CLASS A PATCHES
SAW CUTTING DETAILS

SCALE: SHEET 1 OF 3 SHEETS STA. TO STA.

F.A.I. RTE.	SECTION	COUNTY	TOTAL SHEETS	SHEET NO.
80	03 PATCHING 2014-6	CRUNDY	13	8
CONTRACT NO. 666093				
[ILLINOIS] FED. AID PROJECT				