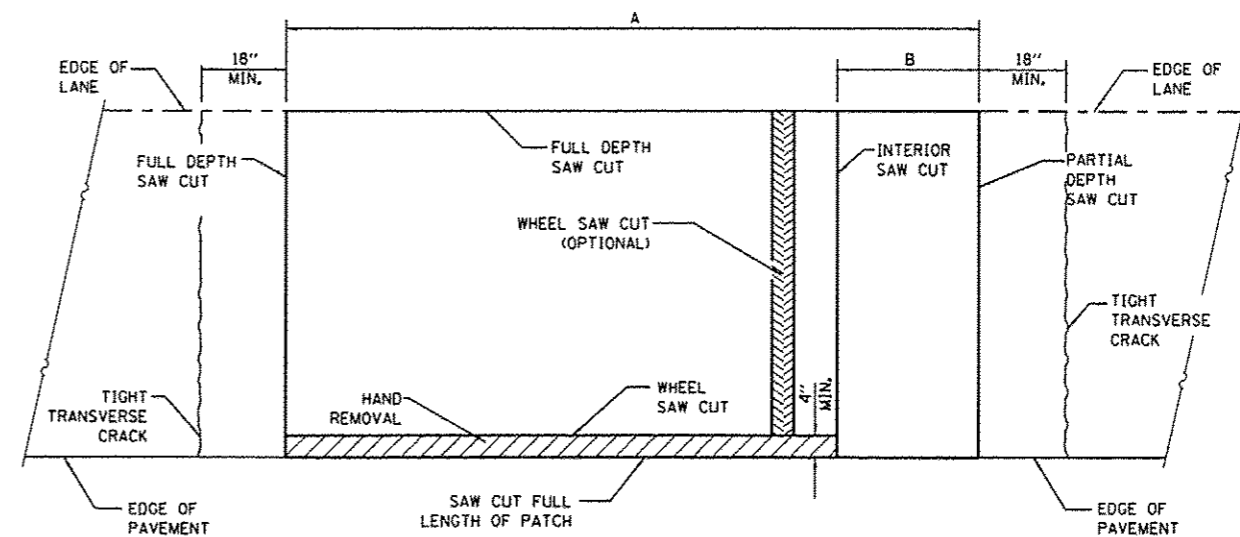
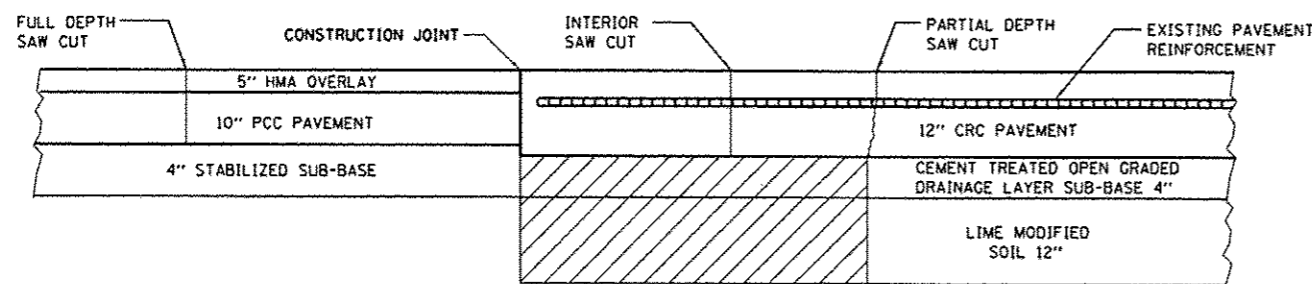


PAVEMENT SAWING DETAIL
(HMA SHOULDER)

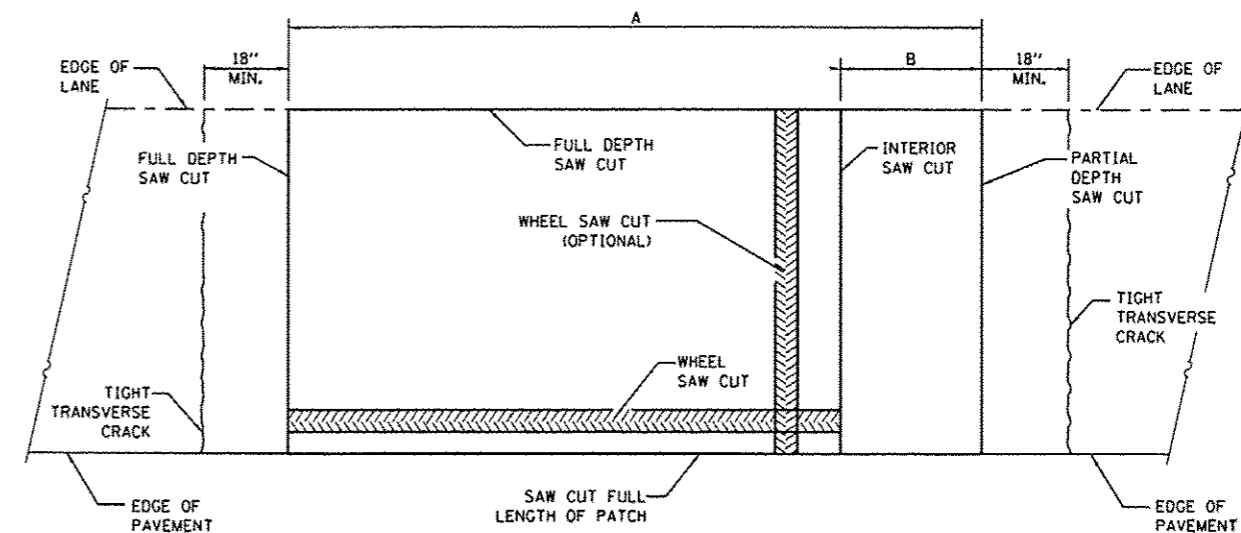


PAVEMENT SAWING DETAIL
(PCC SHOULDER)



SAW CUT DETAIL
M.P. 105.41

EARTH EXCAVATION



ALTERNATE SAWING DETAIL
(PCC SHOULDER)

EXISTING REINFORCEMENT BARS	A (MIN.)	B (MIN.)	C (MIN.)
*5	6'-0"	18"	16"
*6	6'-0"	21"	19"
*7	6'-0"	24"	22"
FABRIC	6'-0"	21"	18"

GENERAL NOTES

WHEN PATCHING TWO ADJACENT LANES IN ONE OPERATION THE LONGITUDINAL JOINT SHALL BE LONGITUDINAL SAWED JOINT AS DETAILED ON STANDARD 42001, HOWEVER, THE GROOVE MAYBE EITHER PREFORMED OR SAWED.

SEE STANDARD 421001 FOR DETAILS OF PAVEMENT REINFORCEMENT.

FILE NAME *	USER NAME * woodshankr1	DESIGNED -	REVISED -
c:\p\work\p\dot\woodshankr1\08337948\	366C95-shr-detail.dgn	DRAWN -	REVISED -
#MODELNAME*	PLOT SCALE = 1/8"=1'-0" / in.	CHECKED -	REVISED -
	PLOT DATE = 3/28/2013	DATE -	REVISED -

STATE OF ILLINOIS
DEPARTMENT OF TRANSPORTATION

CLASS B PATCH
CONSTRUCTION DETAILS (EXPANSION)

SCALE: SHEET 1 OF 2 SHEETS STA. TO STA.

F.A.I. RTE.	SECTION	COUNTY	TOTAL SHEETS	SHEET NO.
80	D3 PATCHING 2014-6	GRUNDY	13	11
CONTRACT NO. 666093			ILLINOIS FED. AID PROJECT	