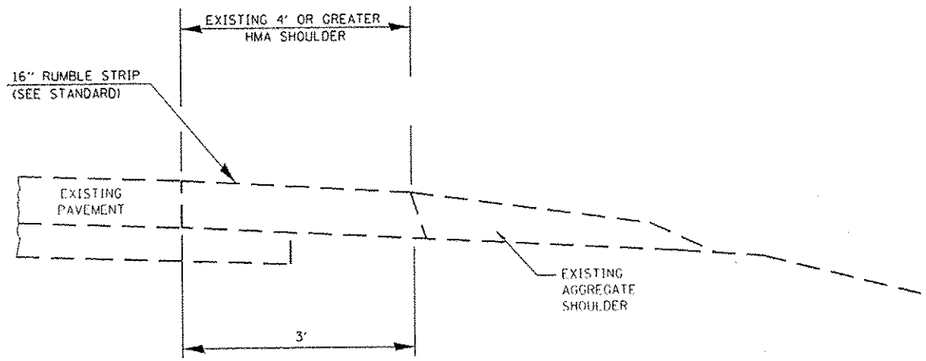

HMA SHOULDER REPAIR AND RUMBLE STRIP DETAIL

		HMA SURFACE FOR SHOULDERS
PG GRADE		PG64-22
DESIGN AIR VOIDS		4.0% @ N50
MIXTURE COMPOSITION		IL 9.5 FG
FRICTION AGGREGRATE		MIXTURE C
DENSITY CONTROL METHOD		CORES/ CORRELATION

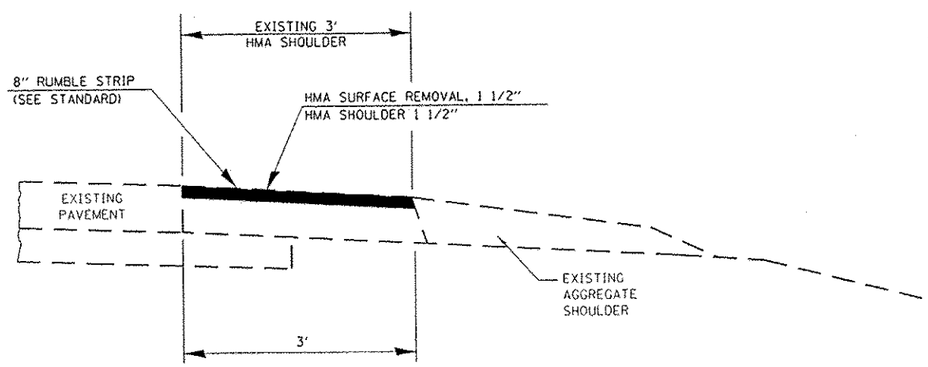

HMA SHOULDER REPAIR AND RUMBLE STRIP DETAIL

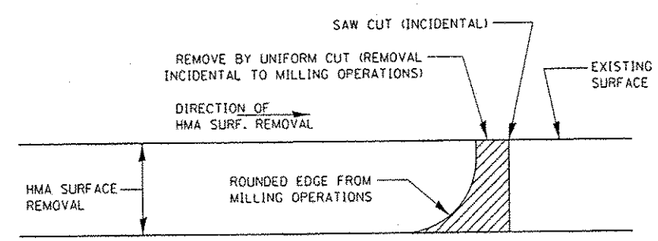

NOTE:
WHEN MILLING OPERATIONS PRODUCE A ROUNDED EDGE, THEN A SAW CUT SHALL BE USED TO MANUFACTURE A PERPENDICULAR EDGE AS SHOWN IN THE DETAIL.THE ENGINEER SHALL BE THE SOLE JUDGE CONCERNING THE USE OF THIS DETAIL

HMA DETAIL AT BUTT JOINTS

FILE NAME = c:\pw_work\pwidot\fergusonsa\d0333082\D66C03-sht-details.dgn	USER NAME = Fergusonsa	DESIGNED - DBS	REVISED -
		DRAWN - DBS	REVISED -
	PLOT SCALE = 100.0000 ' / in.	CHECKED -	REVISED -
	PLOT DATE = 3/29/2013	DATE - FEBRUARY 2013	REVISED -

STATE OF ILLINOIS
DEPARTMENT OF TRANSPORTATION

TYPICAL SECTIONS

SCALE: | SHEET 1 OF 1 SHEETS | STA. TO STA.

F.A.I. RTE.	SECTION	COUNTY	TOTAL SHEETS	SHEET NO.
*	D3 RUMBLESTRIPS-2	VARIOUS	5	4
* VARIOUS ROUTES		CONTRACT NO. 66D01		
		ILLINOIS FED. AID PROJECT		