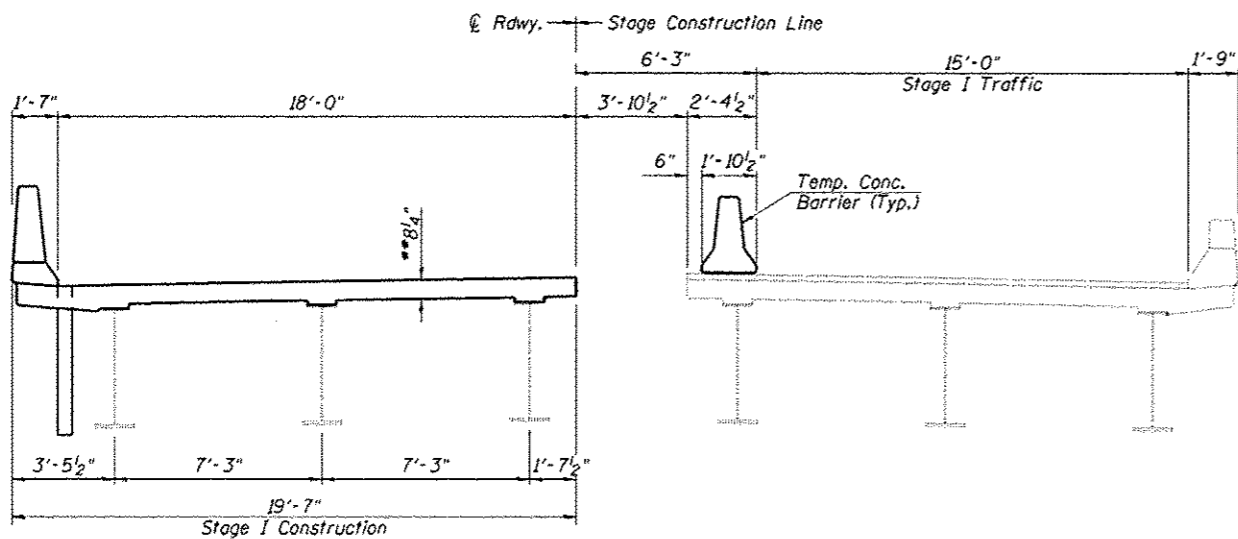
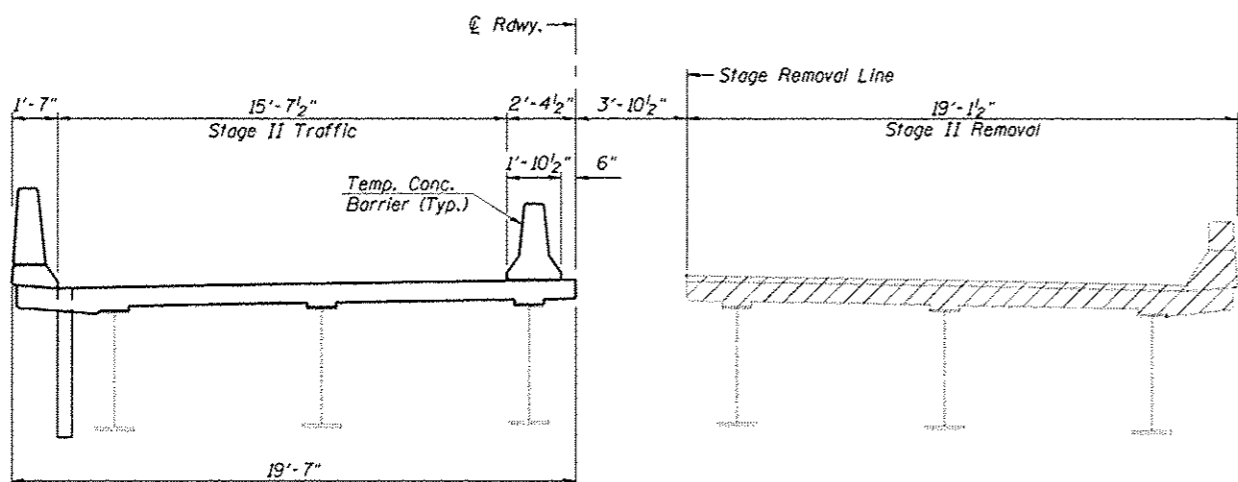


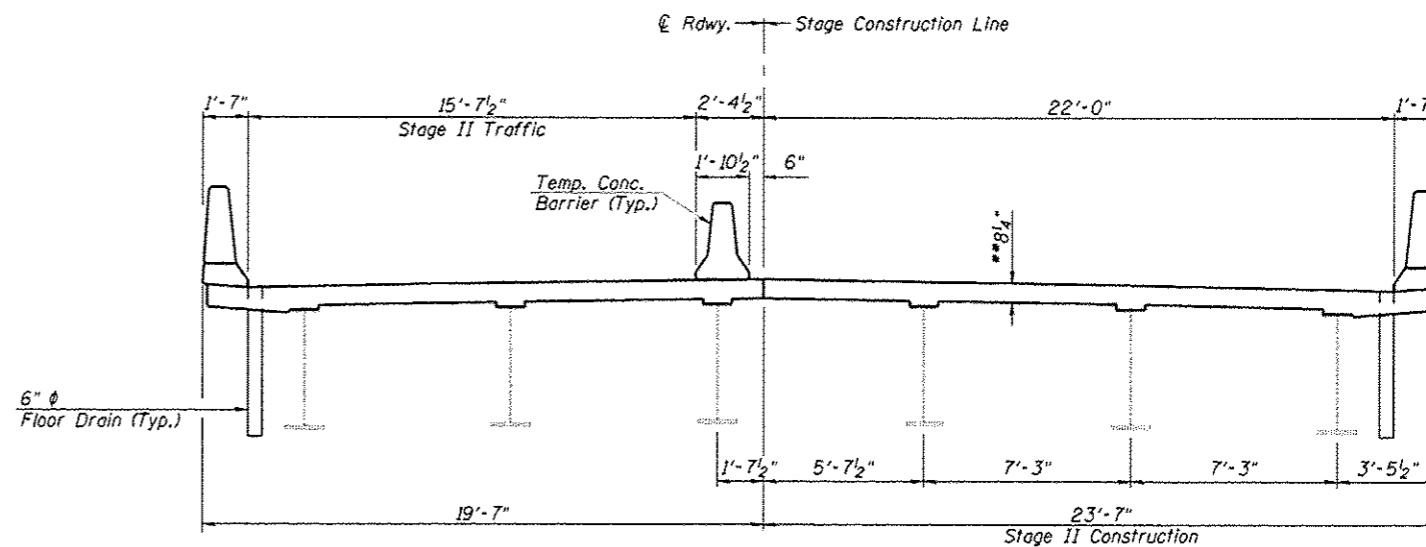
**STAGE I REMOVAL**  
(Looking in the direction of traffic)



**STAGE I CONSTRUCTION**  
(Looking in the direction of traffic)

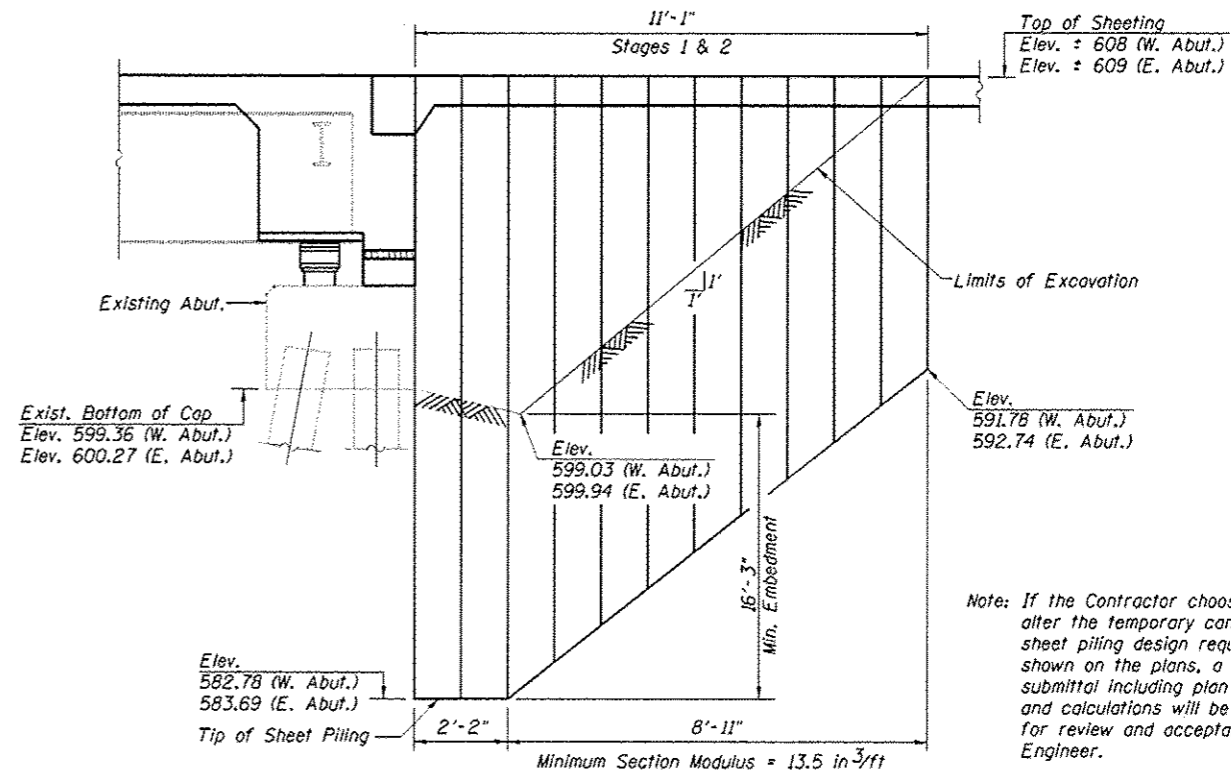


**STAGE II REMOVAL**  
(Looking in the direction of traffic)



**STAGE II CONSTRUCTION**  
(Looking in the direction of traffic)

Note: See Roadway Plans for quantity of Temporary Concrete Barrier.



Note: If the Contractor chooses to alter the temporary cantilevered sheet piling design requirements shown on the plans, a design submittal including plan details and calculations will be required for review and acceptance by the Engineer.

Note  
Plan elevations relative to the existing structure have been taken from existing plans and reduced by 0.44 feet to match benchmark datum

**TEMPORARY SHEET PILING DETAILS**

REV. SHEET 6-3-13

**CEC** Cummins Engineering Corporation  
Civil and Structural Engineering

JOB • 2276.3  
FILE • 0540057\_0058-03-Stage.dwg  
DATE • 5/14/2013

DESIGNED - AAN  
CHECKED - ENV  
DRAWN - SJS  
CHECKED - AAN

REVISED -  
REVISED -  
REVISED -  
REVISED -

STATE OF ILLINOIS  
DEPARTMENT OF TRANSPORTATION

STAGE CONSTRUCTION DETAILS & TEMPORARY SHEET PILING  
STRUCTURE NO. 054-0057 (NB) & 054-0058 (SB)

SHEET NO. 3 OF 31 SHEETS

P.A.I. RTE.	SECTION	COUNTY	TOTAL SHEETS	SHEET NO.
55	06 LOGAN CO BR 2011-1	LOGAN	429	202
				CONTRACT NO. 72E11

ILLINOIS FED. AID PROJECT