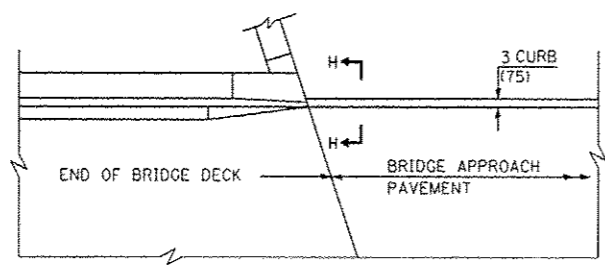
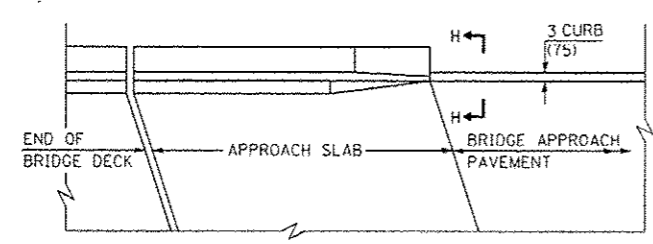


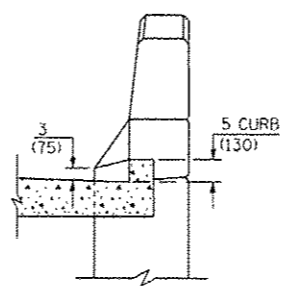
PARAPET TO CURB TRANSITION
PILE BENT ABUTMENT



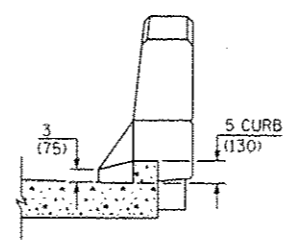
PARAPET TO CURB TRANSITION
INTEGRAL ABUTMENT



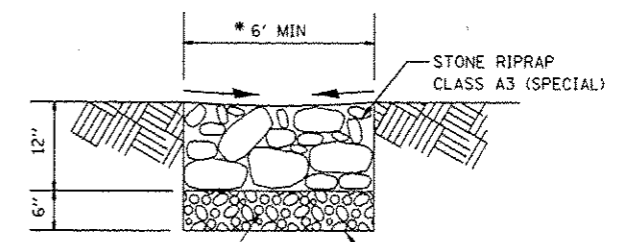
PARAPET TO CURB TRANSITION
VAULTED ABUTMENT



SECTION I - I



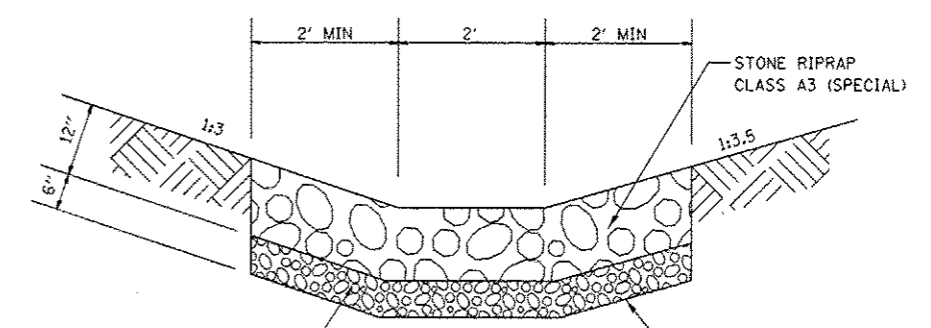
SECTION H - H



A1 BEDDING (INCLUDED IN COST OF STONE RR CL A3 (SPECIAL))
FILTER FABRIC

* PROVIDES DRAINAGE DOWN EMBANKMENT FROM BRIDGE APPROACH PAVEMENT

DRAINAGE DETAIL
SEE PLAN VIEW FOR LOCATIONS
SECTION TAKEN THRU ROADWAY EMBANKMENT



A1 BEDDING (INCLUDED IN COST OF STONE RR CL A3 (SPECIAL))
FILTER FABRIC

SECTION A-A
STA 123+31 TO STA 123+59.2 LT
SECTION TAKEN THRU DITCH (SEE PLAN VIEW)

REVISI^oN SHEET 6-7-13

FILE NAME =	USER NAME = #USER*	DESIGNED -	REVISED -	STATE OF ILLINOIS DEPARTMENT OF TRANSPORTATION	BRIDGE APPROACH PAVEMENT DETAIL		F.A.P. RTE. =	SECTION	COUNTY	TOTAL SHEETS	SHEET NO.
#FILE#		DRAWN -	REVISED -		793	40BR-1	MADISON	72	29		
PLOT SCALE = #SCALE*		CHECKED -	REVISED -		CONTRACT NO. 76A36						
PLOT DATE = #DATE*		DATE -	REVISED -		SCALE:	SHEET NO. 4 OF 4 SHEETS	STA. TO STA.	FED. ROAD DIST. NO.	ILLINOIS FED. AID PROJECT		