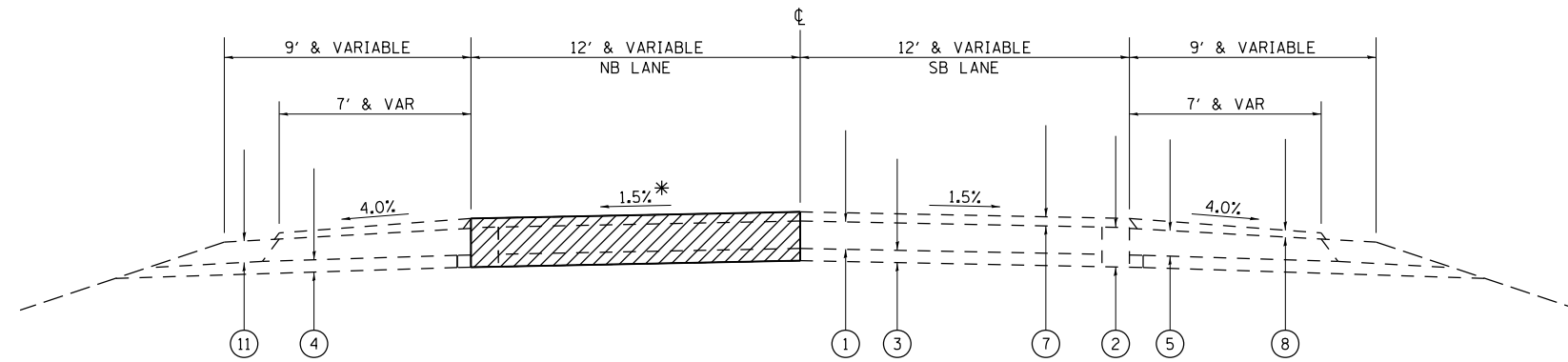



TYPICAL SECTIONS

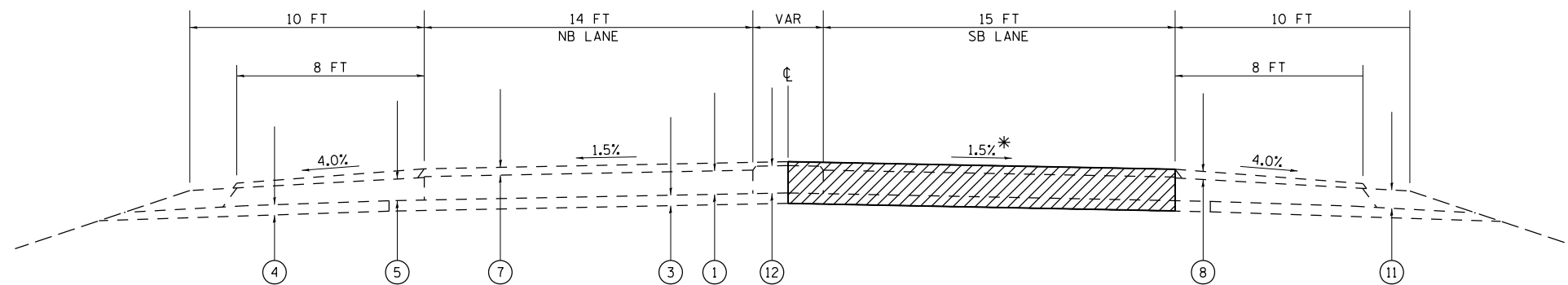
LOCATION 2
 WHITE COUNTY
 FAP 332 (IL 1)
 (LOOKING SOUTH)



TO BE USED:
 STA 63+50 TO STA 72+02

LEGEND

- | | | |
|---|--|---|
| ① EXISTING PCC PAVEMENT 9" | ⑥ EXISTING HMA SHOULDER | ⑪ EXISTING AGGREGATE SHOULDER |
| ② EXISTING BASE COURSE WIDENING | ⑦ EXISTING HMA OVERLAY 3" | ⑫ EXISTING CONCRETE MEDIAN TYPE C-4 |
| ③ EXISTING STABILIZED SUB-BASE 4" | ⑧ EXISTING HMA OVERLAY (VARIABLE) | |
| ④ EXISTING SUB-BASE GRANULAR MATERIAL, TYPE C | ⑨ EXISTING COMBINATION CONCRETE C&G, TYPE B-9.06 |  PROPOSED CLASS B PATCHES, 16 INCH |
| ⑤ EXISTING STABILIZED SHOULDER | ⑩ EXISTING CONCRETE MEDIAN SURFACE, 4 INCH | |



TO BE USED:
 STA 72+02 TO STA 73+52

* MATCH EXISTING PAVEMENT SLOPE

FILE NAME =	USER NAME = \$USER*	DESIGNED -	REVISED -	STATE OF ILLINOIS DEPARTMENT OF TRANSPORTATION	TYPICAL SECTIONS - LOCATION 2			F.A. RTE.	SECTION	COUNTY	TOTAL SHEETS	SHEET NO.		
et:\pw\work\p\dot\k\elleykd\0335268\78356sht.pln.dgn		DRAWN -	REVISED -		SCALE:	SHEET NO.	OF SHEETS	STA.	TO STA.	VAR	D9 CM PATCH 2014-1	*	17	10
		CHECKED -	REVISED -							* GALLATIN & WHITE			CONTRACT NO. 78356	
		DATE -	REVISED -		ILLINOIS FED. AID PROJECT									