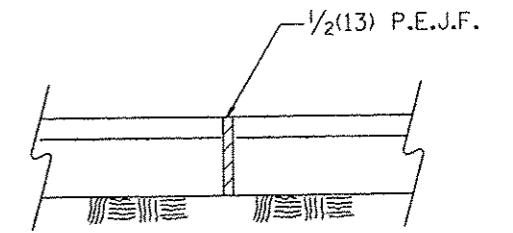
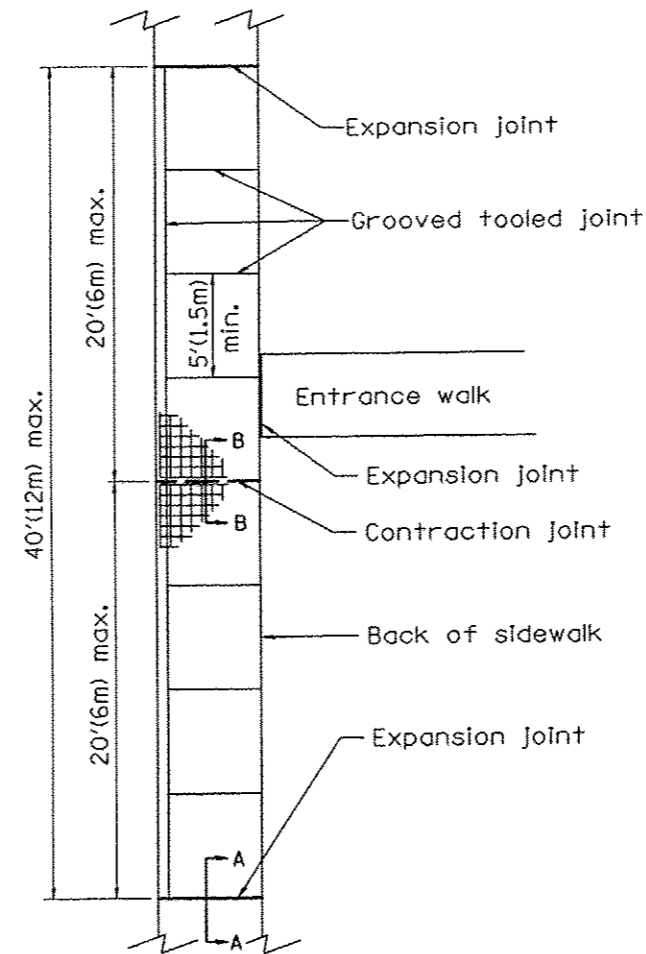
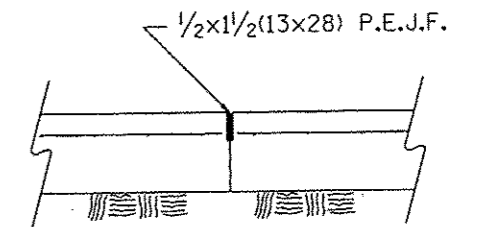


COMBINATION CURB - SIDEWALK 4"(100mm)

Measurement Formula: $(W_1 + h_1) \times \text{length constructed} = \text{Payment area}$
 in square feet (square meters)



SEC. A-A
Expansion Joint



SEC. B-B
Contraction Joint

GENERAL NOTES:

1. All provisions in Section 424 of the Standard Specifications shall apply, unless otherwise shown.

All dimensions are in inches (millimeters) unless otherwise noted.

	T.P.					
	M.A.					

PORTLAND CEMENT CONCRETE SIDEWALK 4 INCH, SPECIAL DETAIL

NOT TO SCALE

F.A. RTE.	SECTION	COUNTY	TOTAL SHEETS	SHEET NO.
	11-P4002-04-BT	PEORIA	73	44
CONTRACT NO. B9639				
FED. ROAD DIST. NO. ILLINOIS FED. AID PROJECT				