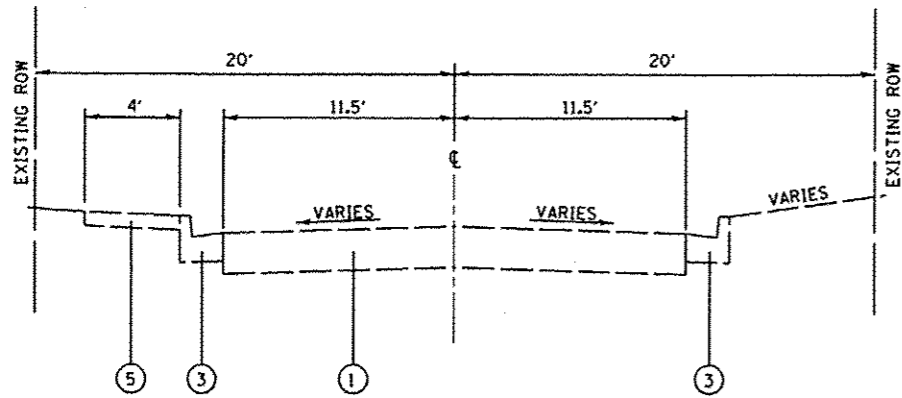
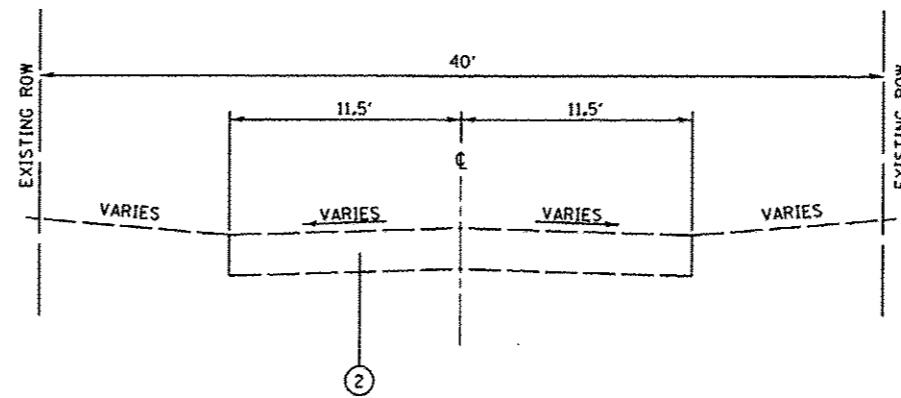


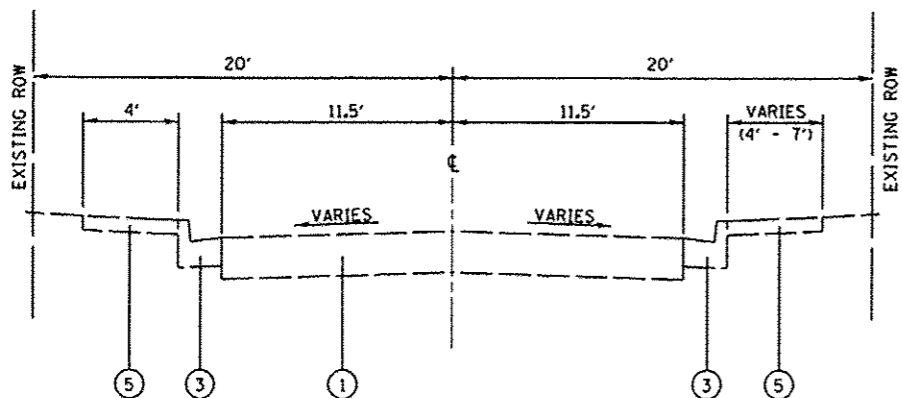
EXISTING CHERRY STREET
STA. 14+69.25 TO STA. 17+31.60



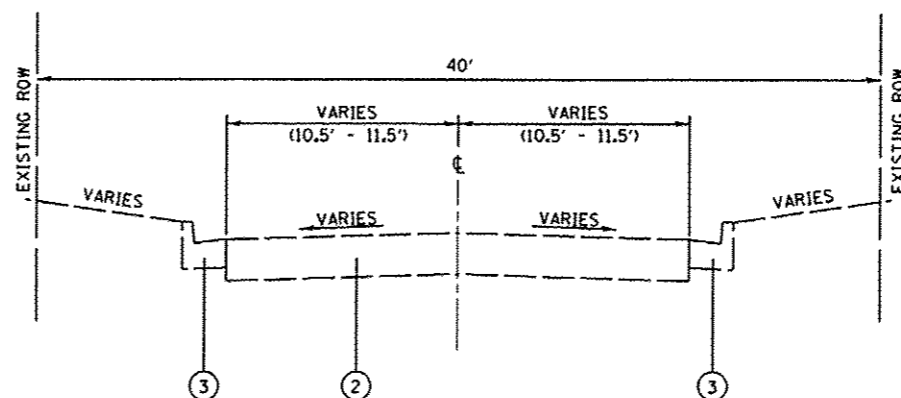
EXISTING CHERRY STREET
STA. 12+43.75 TO STA. 14+69.25



EXISTING CHERRY STREET
STA. 19+12.24 TO STA. 19+93.79



EXISTING CHERRY STREET
STA. 10+19.67 TO STA. 12+43.75



EXISTING CHERRY STREET
STA. 17+31.60 TO STA. 19+12.24

TYPICAL SECTION LEGEND

- ① EXISTING OIL & CHIP / PCC PAVEMENT, 8"
- ② EXISTING OIL & CHIP PAVEMENT
- ③ EXISTING CURB AND GUTTER, BARRIER TYPE
- ④ EXISTING CURB AND GUTTER, MOUNTABLE TYPE
- ⑤ EXISTING PORTLAND CEMENT SIDEWALK
- ⑥ PROPOSED PORTLAND CEMENT CONCRETE PAVEMENT, 8"
 - a. SEE HIGHWAY STANDARD BLR 10 FOR:
 - PAVEMENT JOINT LAYOUT
 - TIE BAR PLACEMENT IN PAVEMENT
 - LONGITUDINAL JOINT DETAIL
 - TRANSVERSE JOINT DETAIL
 - b. SEE HIGHWAY STANDARD 606001 FOR:
 - CONCRETE CURB AND GUTTER JOINT LAYOUT
 - DOWEL BAR AND TIE BAR PLACEMENT IN CURB AND GUTTER
 - c. TRANSVERSE PAVEMENT JOINTS SHALL BE AT 15' INTERVALS
 - d. PORTLAND CEMENT CONCRETE PAVEMENT SHALL HAVE A TYPE A FINISH
- ⑦ PROPOSED SUBBASE GRANULAR MATERIAL, TYPE A 12"
- ⑧ PROPOSED COMBINATION CONCRETE CURB AND GUTTER, TYPE B-6.18
- ⑨ PROPOSED PORTLAND CEMENT CONCRETE SIDEWALK, 4"
- ⑩ PROPOSED INCIDENTAL HOT-MIX ASPHALT SURFACING FOR PARKING LOT, 3"
- ⑪ PROPOSED TIE BARS, SEE HIGHWAY STANDARD BLR 10
- ⑫ PROPOSED AGGREGATE BASE COURSE, TYPE A 6"
- ⑬ EXISTING HOT-MIX ASPHALT PARKING LOT PAVEMENT
- ⑭ EXISTING SUBBASE GRANULAR MATERIAL

FILE NAME *
0828012-shr-typical.dgn

USER NAME * default
PLOT TIME * 9:15:11 AM
PLOT SCALE * 48.0000' / IN.
PLOT DATE * 3/19/2013

DESIGNED - WAM
DRAWN - WAM
CHECKED -
DATE -

REVISED -
REVISED -
REVISED -
REVISED -

STATE OF ILLINOIS
DEPARTMENT OF TRANSPORTATION

TYPICAL SECTIONS

SCALE: N.T.S. SHEET 1 OF 3 SHEETS STA. 10+19.67 TO STA. 19+93.79

F.A.U. RTE.	SECTION	COUNTY	TOTAL SHEETS	SHEET NO.
9308	08-00046-00-PV	MONROE	37	6
ILLINOIS FED. AID PROJECT				