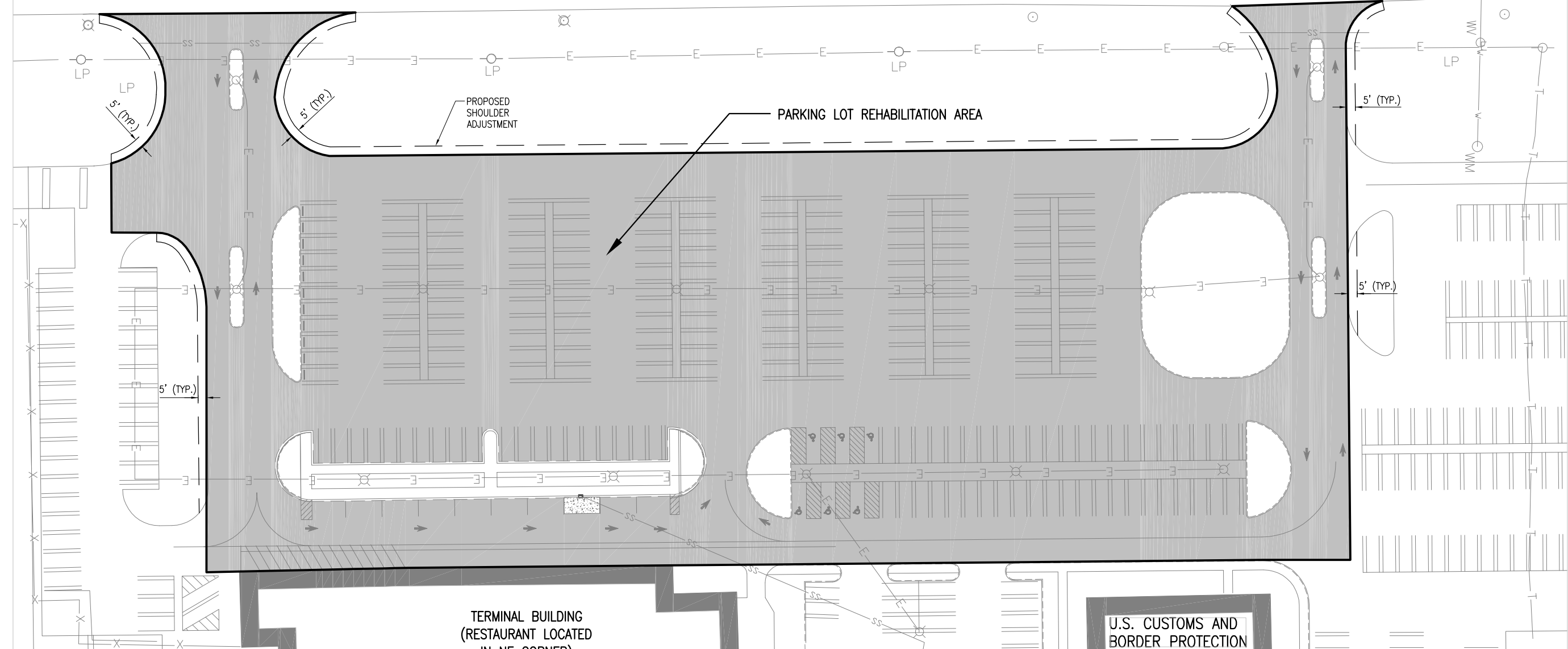


AIRPORT RD.



**AR401613 BITUMINOUS SURFACE COURSE—METHOD 1, SUPERPAVE**

THE BITUMINOUS SURFACE COURSE (401) SHALL BE PLACED IN ACCORDANCE WITH ITEM AR401003 "BITUMINOUS SURFACE COURSE—METHOD 1, SUPERPAVE" AS STATED ON PAGE 127 OF THE ILLINOIS STANDARD SPECIFICATIONS FOR CONSTRUCTION OF AIRPORTS, ADOPTED APRIL 1, 2012.

THIS ITEM OF WORK SHALL CONSIST OF CONSTRUCTING: A 2 INCH SURFACE LIFT OF BITUMINOUS SURFACE COURSE—METHOD 1, SUPERPAVE ON THE EXISTING BITUMINOUS BASE.

THE CONTRACTOR SHALL BE RESPONSIBLE FOR THE QUALITY CONTROL IN THE PRODUCTION AND CONSTRUCTION OF THE BITUMINOUS SURFACE COURSE METHOD 1, SUPERPAVE.

PRIOR TO STARTING THE BITUMINOUS SURFACE COURSE—METHOD 1, SUPERPAVE OPERATION, THE CONTRACTOR SHALL SUBMIT TO THE RESIDENT ENGINEER A DETAILED OUTLINE SHOWING AREAS AND ORDER OF PAVING WIDTHS OF PAVING LANES.

THE PROPOSED BITUMINOUS SURFACE COURSE METHOD 1, SUPERPAVE WILL BE DESIGNED TO A SUPERPAVE DESIGN OF LESS THAN 60,000 POUNDS.

401-4.9 ADD THE FOLLOWING TO THIS SECTION:

WHEN HAND SPREADING IS PERMITTED, THE MIXTURE WILL BE DISTRIBUTED AND SPREAD USING HAND TOOLS. WHEN THE WORK IS COMPLETED, THE LAYER WILL HAVE THE REQUIRED THICKNESS AND CONFORM TO THE GRADE AND SURFACE CONTOUR SHOWN ON THE PLANS.

401-4.12 ADD THE FOLLOWING TO THIS PARAGRAPH:

ALL PAVEMENT EDGES (LONGITUDINAL, RADIUS, AND PAVEMENT ENDS) MUST BE LEFT IN PROPER ALIGNMENT AS SHOWN ON THE PLANS. THIS MAY BE ACCOMPLISHED BY THE TRIMMING METHOD OUTLINED ABOVE OR AT THE CONTRACTOR'S OPTION BY SAWING AFTER THE PAVING HAS BEEN COMPLETED. NO ADDITIONAL COMPENSATION WILL BE MADE IF THE SAWING METHOD IS USED.

401-6.1 ADD THE FOLLOWING TO THIS SECTION

AR401613 BIT. SURF. CSE—METHOD 1, SUPERPAVE \_\_\_\_\_ PER TON

**603-BITUMINOUS TACK COAT NOTES:**

THE BITUMINOUS TACK COAT (603) SHALL BE PLACED IN ACCORDANCE WITH ITEM AR603 "BITUMINOUS TACK COAT" AS STATED ON PAGE 250 OF THE ILLINOIS STANDARD SPECIFICATIONS FOR CONSTRUCTION OF AIRPORTS, ADOPTED APRIL 1, 2012.

THE PROPOSED BITUMINOUS TACK COAT SHALL BE PLACED ON THE PROPOSED BITUMINOUS PAVEMENT PRIOR TO THE PLACEMENT OF THE NEXT LIFT OF PROPOSED BITUMINOUS SURFACE COURSE. THE PROPOSED BITUMINOUS PAVEMENT SHALL HAVE A TACK COAT OF BITUMINOUS MATERIAL APPLIED IN ACCORDANCE WITH THE REQUIREMENTS OF THE STANDARD SPECIFICATIONS FOR CONSTRUCTION OF AIRPORTS.

THE PROPOSED BITUMINOUS TACK COAT WILL BE PAID FOR UNDER ITEM:  
AR603510 BITUMINOUS TACK COAT \_\_\_\_\_ PER GAL.

**SHOULDER ADJUSTMENT NOTES:**

SHOULDER ADJUSTMENT WILL BE PERFORMED ADJACENT TO THE PAVEMENT OVERLAY AREAS AS SHOWN TO PROVIDE A 1-1/2" DROP-OFF. PRIOR TO PLACING THE SHOULDER ADJUSTMENT MATERIAL, THE LIMITS WILL BE MOWED AND PULVERIZED, DISKED OR TILLED TO THE SATISFACTION OF THE RESIDENT ENGINEER. THE PROPOSED GRADING, AND SEEDING LIMITS ARE SHOWN ON THE CONSTRUCTION PLANS AS PROPOSED SHOULDER ADJUSTMENT. THE EARTH FILLETS (SHOULDER ADJUSTMENT) WILL NOT REQUIRE COMPACTION OR GRADING, OTHER THAN LIGHT ROLLING AND SHAPING. THE MATERIAL FOR THE PROPOSED EARTH FILLETS (SHOULDER ADJUSTMENT) WILL BE OBTAINED FROM AN OFF-SITE LOCATION.

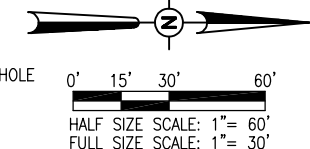
THE SHOULDER ADJUSTMENT AREA WILL BE LIMED, FERTILIZED, SEEDED AND MULCHED IN ACCORDANCE WITH ITEMS 901 AND 908.

THE PROPOSED EARTH MATERIAL, LIME, FERTILIZER, SEED AND MULCH USED FOR THE PROPOSED SHOULDER ADJUSTMENT WILL BE PAID FOR UNDER:

ITEM AR152480 "SHOULDER ADJUSTMENT" \_\_\_\_\_ PER S.Y.

**LEGEND**

- EXISTING BUILDING
- PROPOSED IMPROVEMENTS
- EXISTING FENCE
- EXISTING STORM SEWER
- EXISTING WATERLINE
- EXISTING SANITARY
- EXISTING TELEPHONE
- EXISTING FIBER OPTIC
- EXISTING GAS
- EXISTING ELECTRIC
- EXISTING STORM INLET/MAHOLE
- EXISTING LIGHT POLE/POLE-MOUNTED LIGHT




**SUPERPAVE DESIGN CRITERIA**

BITUMINOUS SURFACE COURSE AND BITUMINOUS BASE COURSE MATERIAL SHALL CONFORM TO THE REQUIREMENTS OF ITEM 401/ITEM 403, TABLE 1, "AUTOMOBILE" CATEGORY WITH RESPECT TO THE DESIGN MIX.

p:\SP-SR306\hanson.dcm\hanson Projects\Documents\3jobs\1340013\1340013D\CAD\Airport\Sheet\C-121-CON

REVISION	DATE



Hanson Proj. No. 1340013	FILENAME C-121-CON.dwg
Scale 1" = 30'	Date 05/03/13
LAYOUT BKB	03/27/13
DRAWN RAD	03/27/13
REVIEWED RAW	05/03/13

**HANSON**  
 Copyright Hanson Professional Services Inc. 2013  
**Hanson Professional Services Inc.**  
 1525 South Sixth Street  
 Springfield, Illinois 62703-2986  
 Ph: (217) 788-2450 Fax: (217) 788-2503  
 www.hanson-inc.com  
 Offices Nationwide

REHABILITATE  
PARKING LOT

CONSTRUCTION PLAN