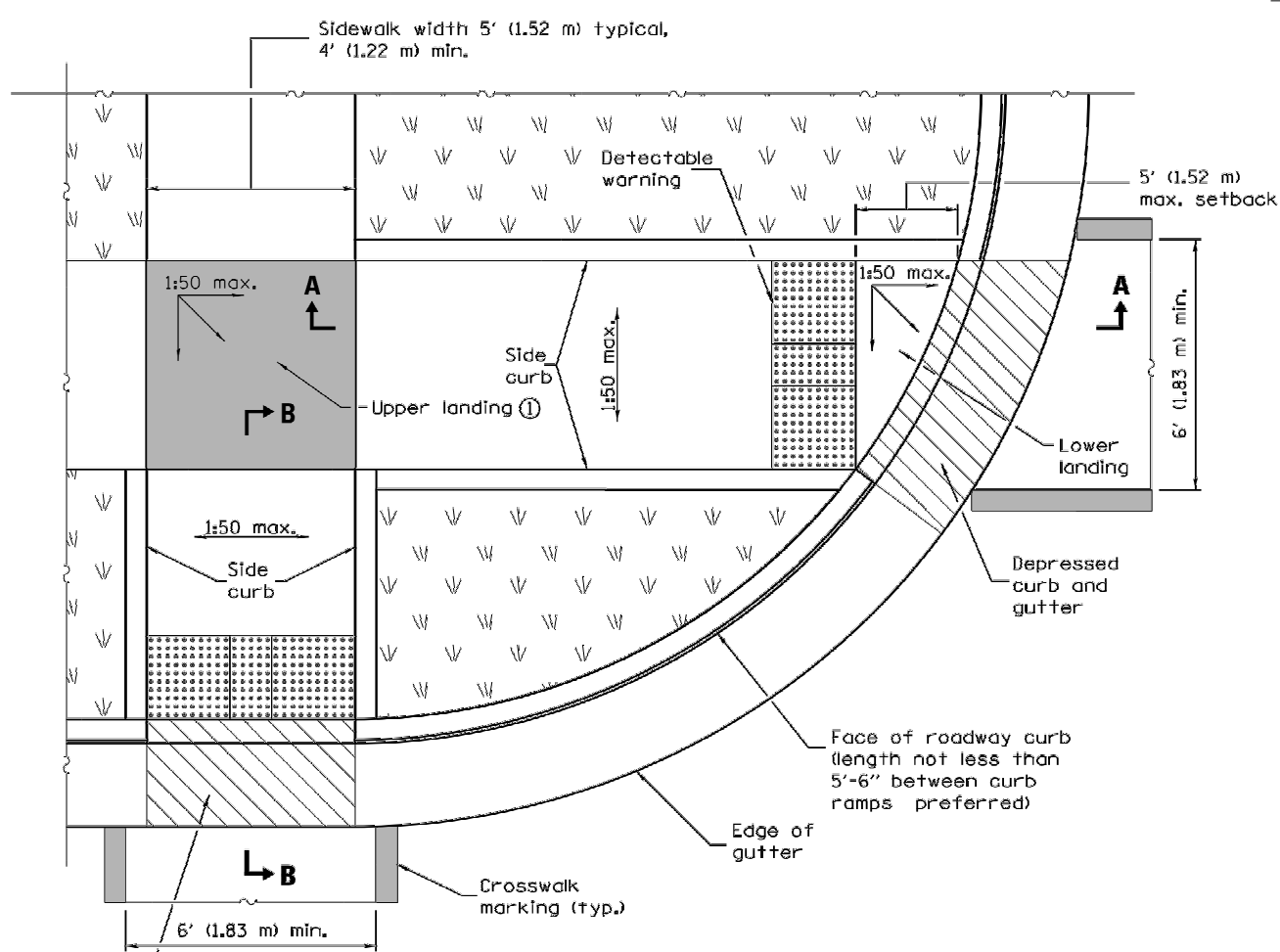
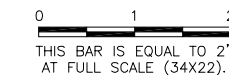
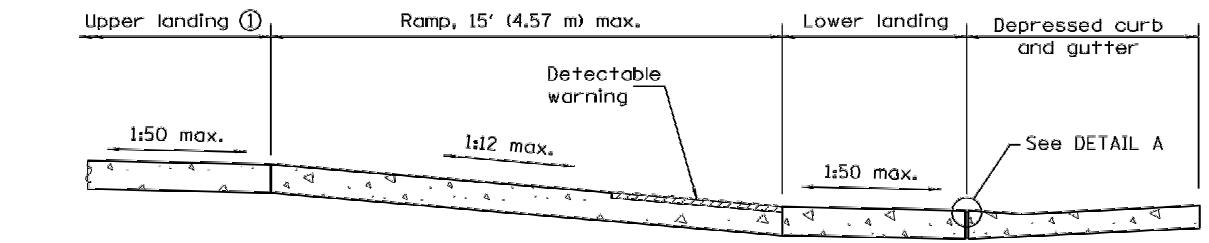


UN052

REVISIONS		
NUMBER	BY	DATE

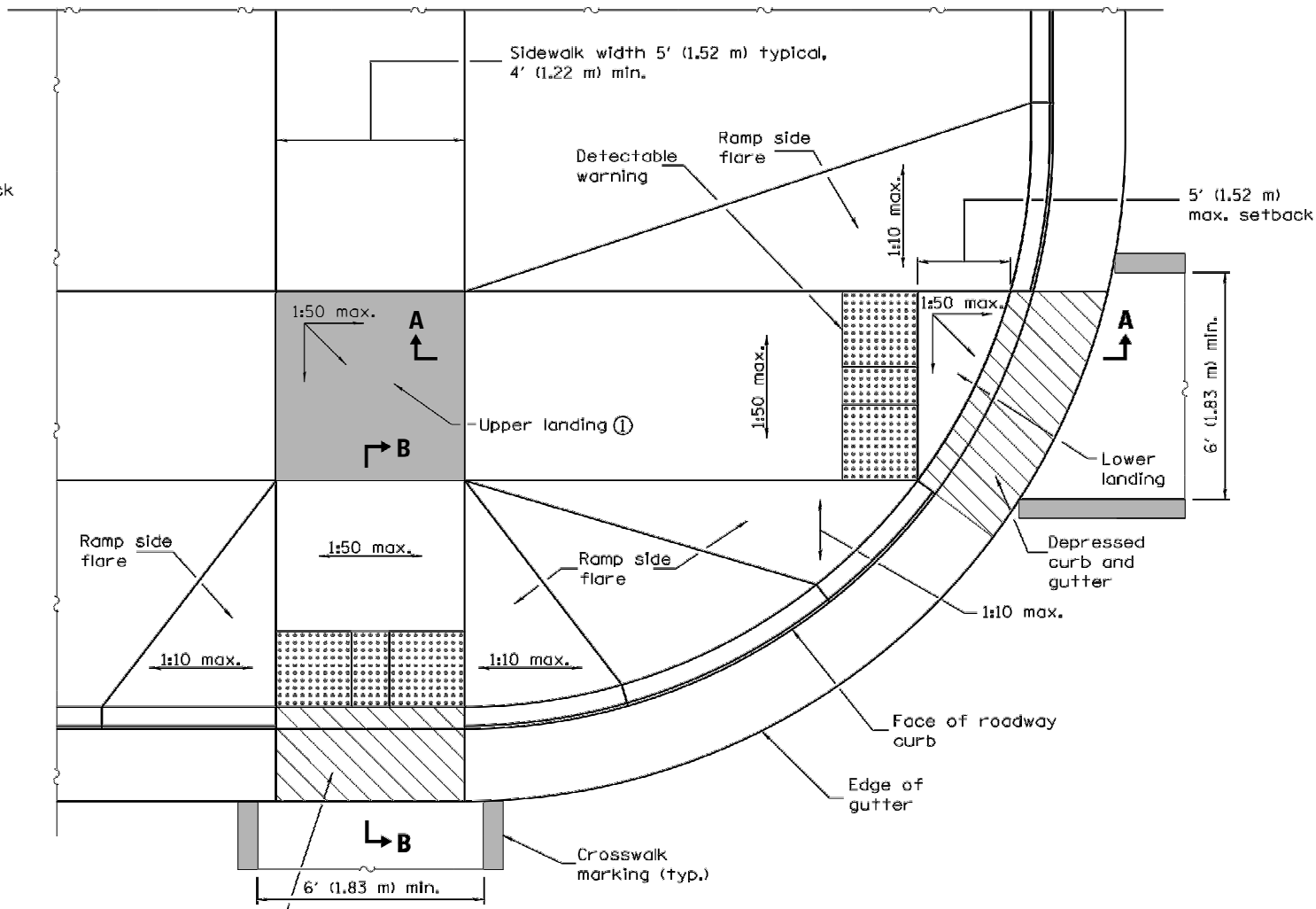


RAMPS IN LANDSCAPED AREA
SETBACK ≤ 5'

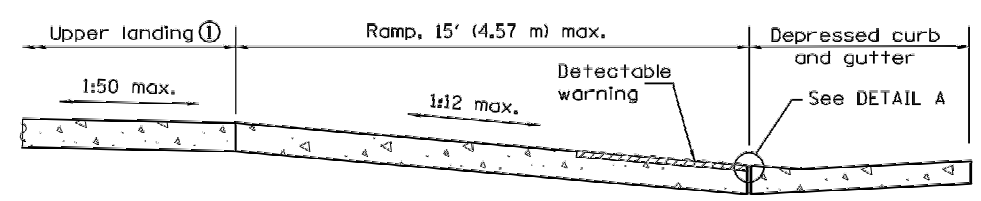


SECTION A-A

① Upper landing not required for ramp slopes flatter than 1:20.



RAMPS IN PAVED AREA
SETBACK ≤ 5'

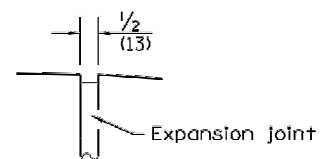


SECTION B-B

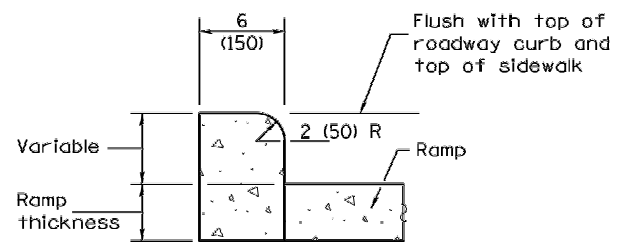
① Upper landing not required for ramp slopes flatter than 1:20.

GENERAL NOTES

- All slope ratios are expressed as units of vertical displacement to units of horizontal displacement (V:H).
- Where 1:50 maximum slope is shown, 1:64 is preferred.
- See Standard 606001 for details of depressed curb adjacent to curb ramp.
- All dimensions are in inches (millimeters) unless otherwise shown.



DETAIL A



SIDE CURB DETAIL

DATE	REVISIONS
1-1-13	Widened crosswalk markings to 6' (1.83 m) min. inside dimension. Rev. Gen. Notes.
1-1-12	Completely revised and renamed standard.

PERPENDICULAR CURB RAMPS FOR SIDEWALKS
 (Sheet 1 of 2)
STANDARD 424001-07

UNIVERSITY OF ILLINOIS
 WILLARD AIRPORT
 SAVOY, ILLINOIS

RELOCATE ENTRANCE ROADWAY & REHABILITATE OLD TERMINAL PARKING LOT
 SIDEWALK DETAILS

© Copyright CMT, Inc.
CMT
 CRAWFORD, MURPHY & TILLY, INC.
 CONSULTING ENGINEERS
 License No. 184-000613

DESIGN BY: CBG
 DRAWN BY: CMT
 CHECKED BY: KLB
 APPROVED BY: CET
 DATE: 4/19/2013
 JOB No: 11059-05-00
 ILL. PROJ. NO. CMI-4269
 SHEET 30 OF 38 SHEETS

Illinois Department of Transportation

PASSED January 1, 2013
Michael Brand
 ENGINEER OF POLICY AND PROCEDURES

APPROVED January 1, 2013
[Signature]
 ENGINEER OF DESIGN AND ENVIRONMENT

DESIGNED 1-1-13