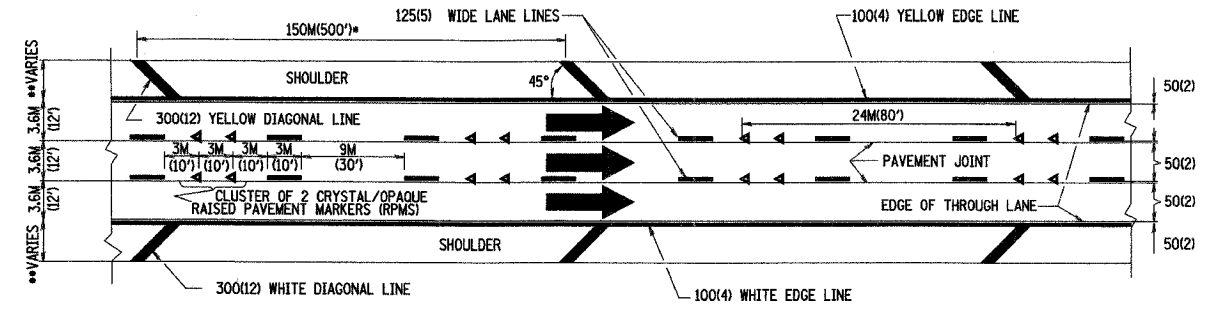
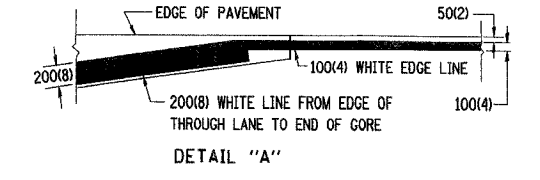


CONTRACT NO. 60047				
F.A. RTE.	SECTION	COUNTY	TOTAL SHEETS	SHEET NO.
55			305	163
STA.		TO STA.		
FED. ROAD DIST. NO.		ILLINOIS FED. AID PROJECT		

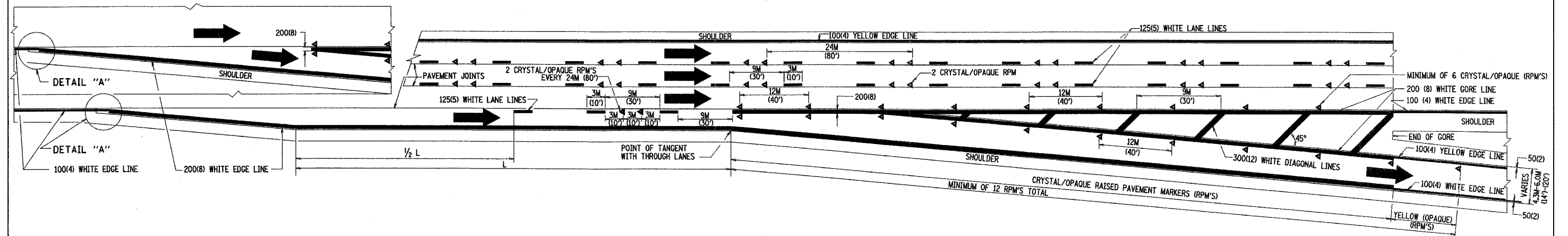
- THE DIAGONAL LINES SHALL BE SPACED AT 12M (40') C-C ACROSS ALL STRUCTURES WHICH ARE 150M (500') OR LESS IN LENGTH
- THE DIAGONAL LINES ARE NOT REQUIRED ON SHOULDERS WHICH ARE 1.8M (6') OR LESS IN WIDTH



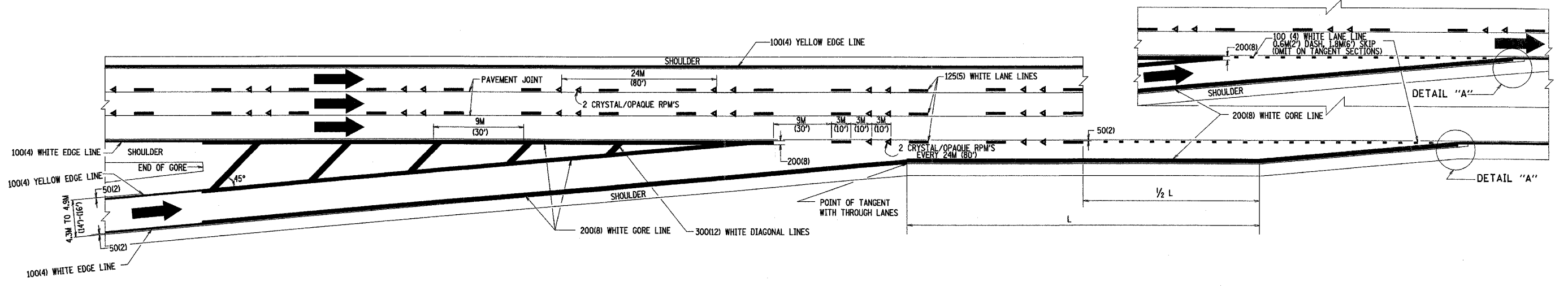
- NOTES:
1. THERMO PLASTIC PAVEMENT MARKING LINE SHALL BE USED FOR THE EDGE LINES, GORE LINES, AND DIAGONAL LINES ON BITUMINOUS PAVEMENT ONLY.
 2. PREFORMED PLASTIC OR POLYUREA PAVEMENT MARKING LINE SHALL BE USED FOR ALL LANE LINES



TYPICAL EDGE LINES & LANE LINES



TYPICAL EXIT RAMP PAVEMENT MARKINGS



TYPICAL ENTRANCE RAMP PAVEMENT MARKINGS

REVISIONS	
NAME	DATE
DWS	1/90
DWS	5/91
AH	3/96
DWS	7/96
JAF	2/06

ILLINOIS DEPARTMENT OF TRANSPORTATION

MULTI-LANE FREEWAY PAVEMENT MARKING DETAILS

SCALE: NONE

DATE: 3/1/2006

DRAWN BY C.A.D.D.

CHECKED BY

TC12 SHEET 1 OF 2

REVISION DATE: 02/28/06

PLOT DATE = 3/1/06
 FILE NAME = K:\dwt\std\1012.dgn
 PLOT SCALE = 0.60000 / IN
 USER NAME = jaf