
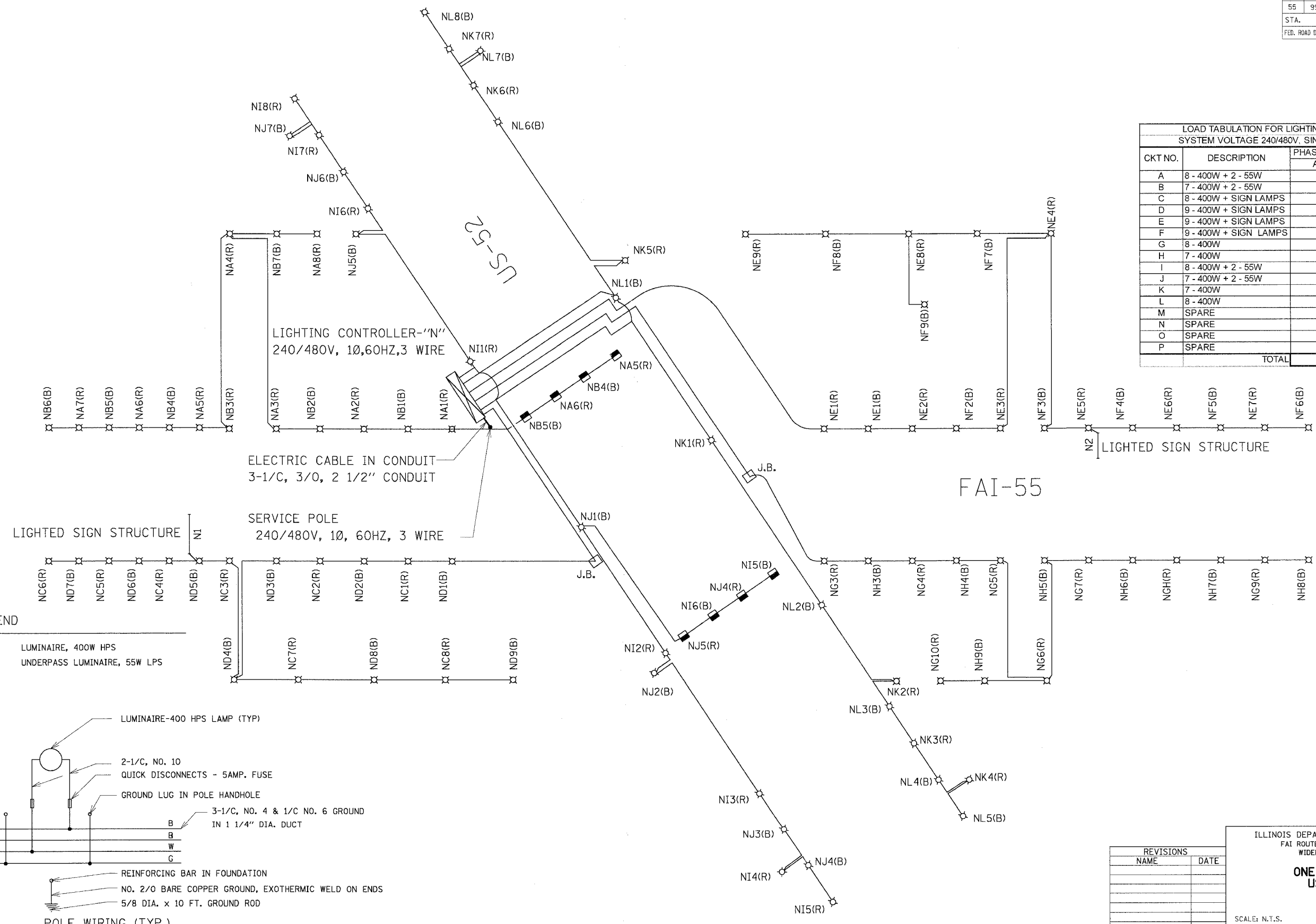


F.A.I. RTE.	SECTION	COUNTY	TOTAL SHEETS	SHEET NO.
55	99 (1&2) WRS	WILL.	334	230
STA.		TO STA.		
FED. ROAD DIST. NO.	ILLINOIS	FED. AID PROJECT		



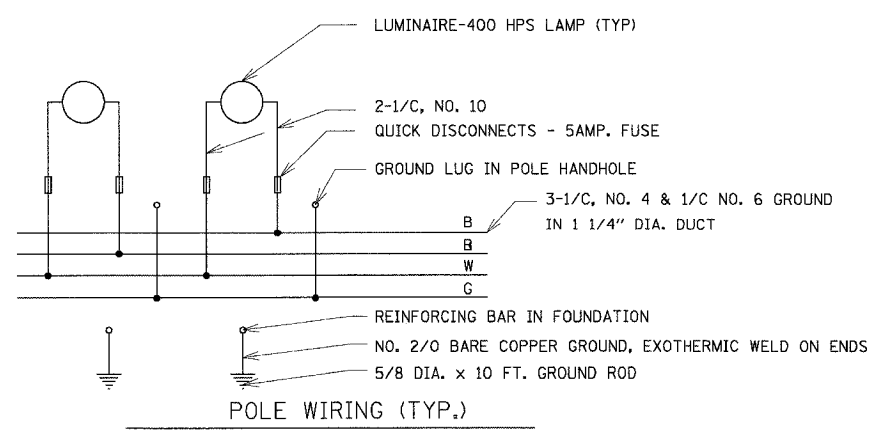
LOAD TABULATION FOR LIGHTING CONTROLLER "N"
SYSTEM VOLTAGE 240/480V, SINGLE PHASE, 3-WIRE

CKT NO.	DESCRIPTION	PHASE A (RED) PHASE B (BLACK)	
		AMPS	AMPS
A	8 - 400W + 2 - 55W	13.9	
B	7 - 400W + 2 - 55W		12.2
C	8 - 400W + SIGN LAMPS	16	
D	9 - 400W + SIGN LAMPS		18
E	9 - 400W + SIGN LAMPS	18	
F	9 - 400W + SIGN LAMPS		18
G	8 - 400W	16	
H	7 - 400W		14
I	8 - 400W + 2 - 55W	13.9	
J	7 - 400W + 2 - 55W		12.2
K	7 - 400W	14	
L	8 - 400W		16
M	SPARE	0	0
N	SPARE	0	0
O	SPARE	0	0
P	SPARE	0	0
TOTAL		91.8	90.4



LEGEND

⊗	LUMINAIRE, 400W HPS
■	UNDERPASS LUMINAIRE, 55W LPS



REVISIONS

NAME	DATE

ILLINOIS DEPARTMENT OF TRANSPORTATION
FAI ROUTE 55 (I-80 TO BLACK ROAD)
WIDENING AND RESURFACING

**ONE LINE DIAGRAM
US 52 @ I-55
PROPOSED**

SCALE: N.T.S. DRAWN BY MMP
DATE 02/23/07 CHECKED BY JWO

TENG TENG & ASSOCIATES, INC.
ENGINEERS/ARCHITECTS/PLANNERS
CHICAGO, ILLINOIS

PLOT DATE = 02/23/07
 PLOT SCALE = 1/8"=1'-0"
 USER NAME = JWO
 S:\DOCUMENT\022307\02\FAI\ELEC\ONE LINE\084-SHT