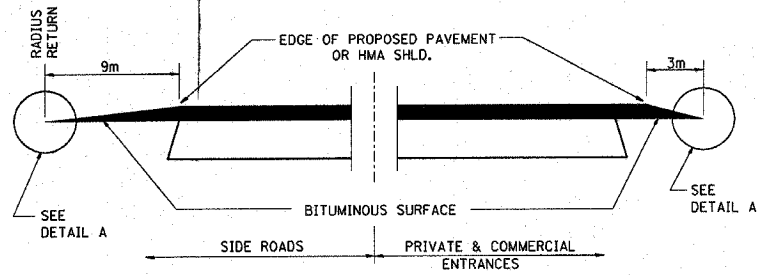
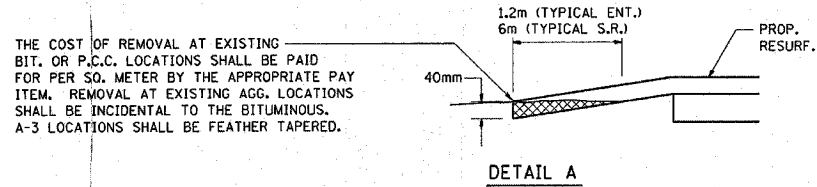


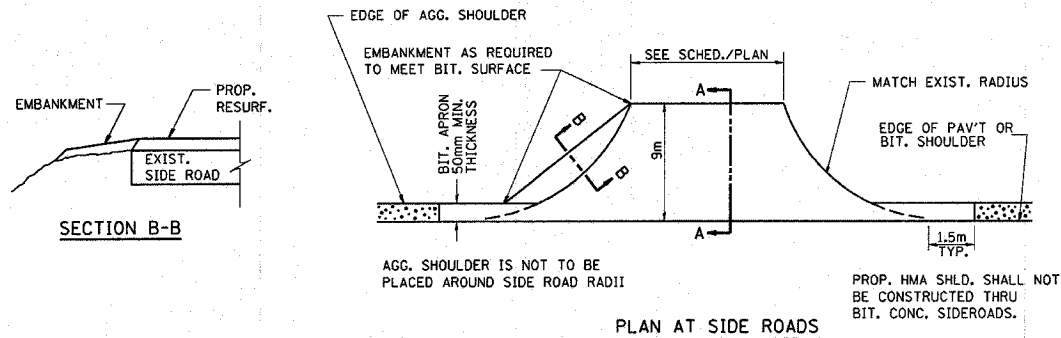
F.A.P. RTE.	SECTION	COUNTY	TOTAL SHEETS	SHEET NO.
326	(108,109)RS4	KENDALL	34	32
STA.		TO STA.		
FED. ROAD DIST. NO.	ILLINOIS	FED. AID PROJECT		



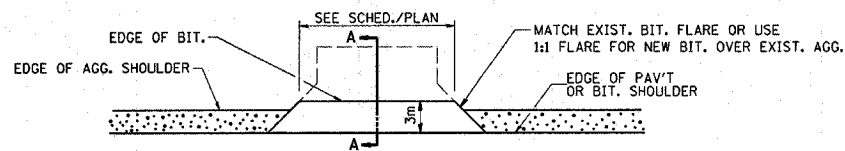
SECTION A-A
DETAILS AT ENTRANCES & SIDE ROADS



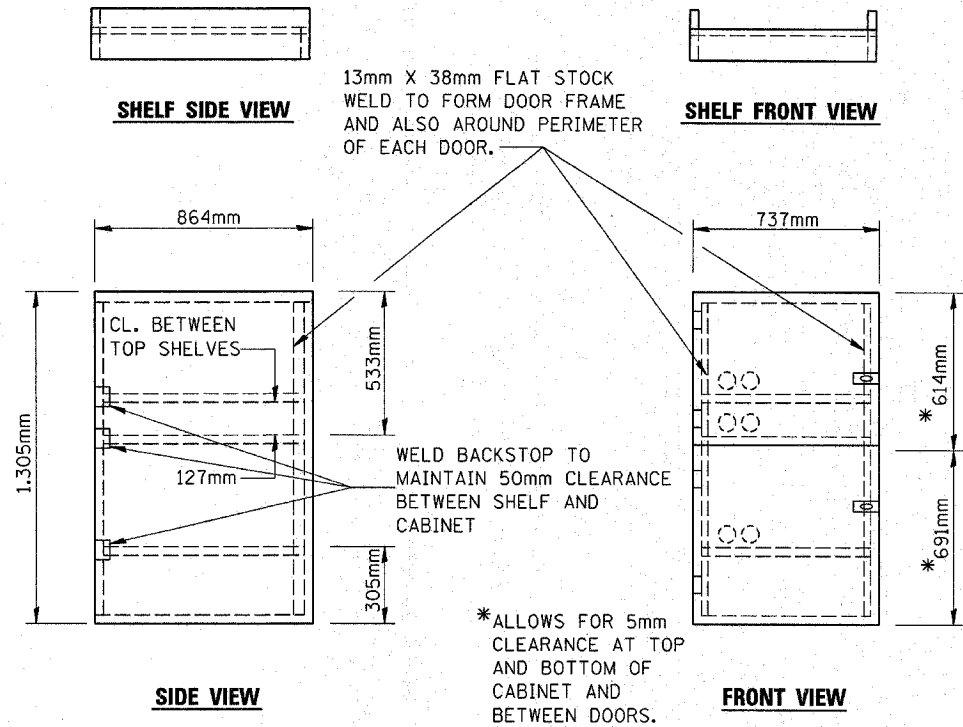
DETAIL A



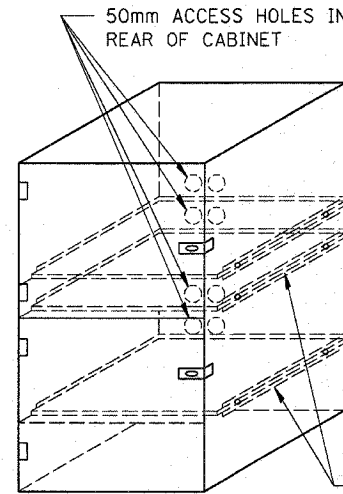
PLAN AT SIDE ROADS



PLAN AT PRIVATE & COMMERCIAL ENTRANCES
(DO NOT RESURFACE FIELD ENTRANCES)



- NOTES:
1. USE 16 GAUGE STEEL FOR CABINET.
 2. THE TOP SHELF SHALL SLIDE IN OR OUT WITH THE TOP DOOR OPEN.
 3. ALL HINGES AND HASPS WILL BE WELDED TO THE CABINET.
 4. ALL EDGES SHALL BE GROUND SMOOTH.
 5. TWO (50mm DIA.) ACCESS HOLES WILL BE REQUIRED FOR EACH SHELF.
 6. CABINET SHALL BE PAINTED WITH TWO COATS OF FLAT PAINT.
 7. 2 EACH MATCHING KEY PADLOCKS, WITH 3 KEYS PROVIDED, MASTER MODEL 3 T OR EQUIVALENT.
 8. 4 EACH PLAIN STEEL, NON-REMOVABLE PIN, NO HOLE 100mmX100mm SQUARE CORNER HINGES TO BE WELDED ON.
 9. 2 EACH EXTRA HEAVY, PLAIN STEEL, FIXED STAPLE, NO HOLE, 180mm HASPS TO BE WELDED ON.



FLAT STOCK DIMENSIONS VARY DEPENDING ON TYPE OF ROLLER ASSEMBLY.

LOCKABLE COMPUTER CABINET

REVISIONS	
NAME	DATE

ILLINOIS DEPARTMENT OF TRANSPORTATION

DETAILS

SCALE: VERT. HORIZ. DATE

DRAWN BY CHECKED BY