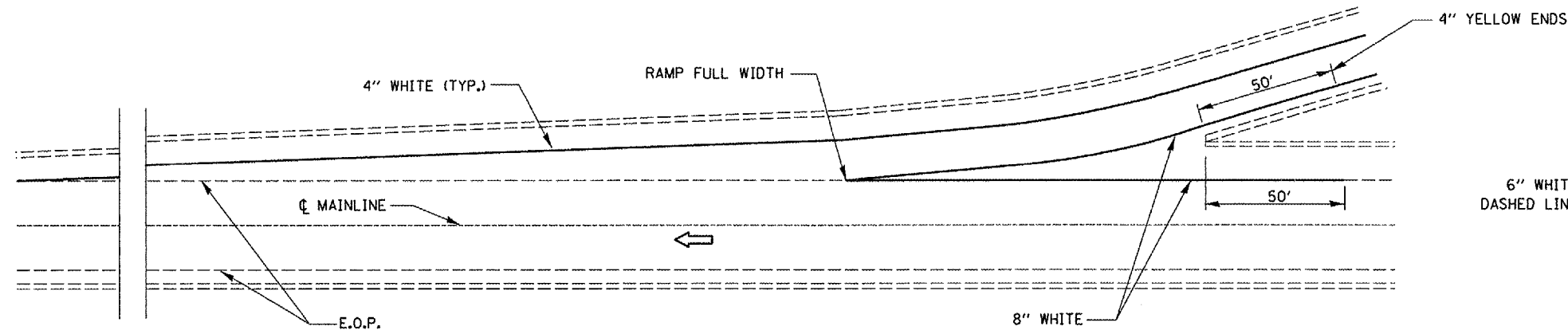
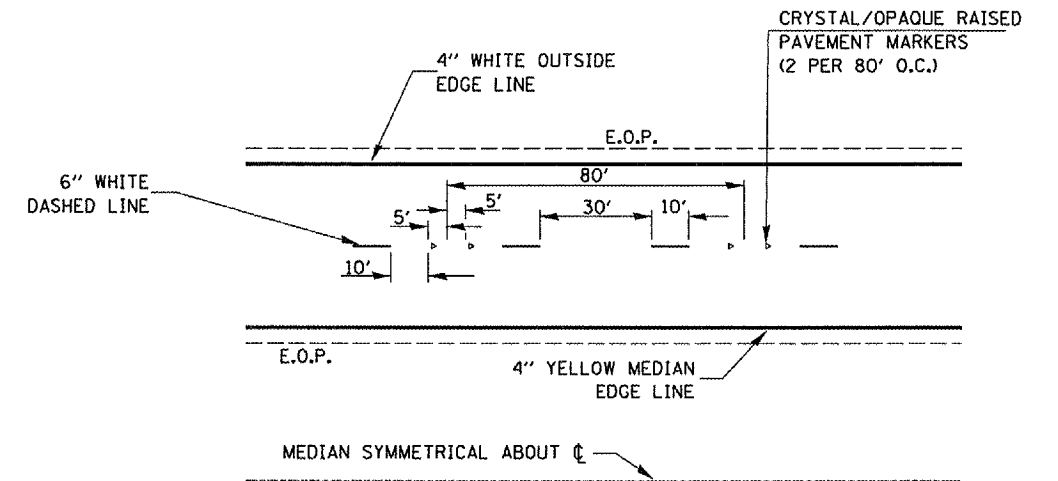


| F.A.I. RTE. | SECTION | COUNTY | TOTAL SHEETS | SHEET NO. |
|-------------|----------------|--------|--------------|-----------|
| 80 | (32-1)PATCHING | GRUNDY | 10 | 10 |



TYPICAL PAVEMENT MARKING FOR ENTRANCE RAMP TERMINALS

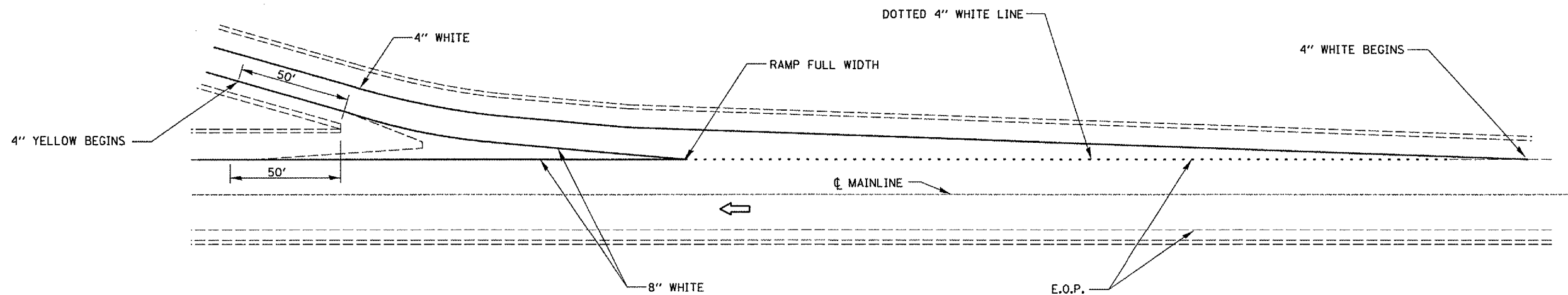


TYPICAL PAVEMENT MARKINGS

NOTE:

WHEN PATCHING IS ADJACENT TO 8" PAVEMENT MARKING LINE THE 8" STRIP SHALL BE REPLACED WITH TWO 4" LINES.

RAISED REFLECTIVE PAVEMENT MARKERS THAT FALL WITHIN PATCHED BOUNDARIES WILL NOT BE REPLACED.



TYPICAL PAVEMENT MARKINGS FOR EXIT RAMP TERMINALS

Date: February 23, 2007
 c:/projects/main08/cm303/details.dgn

| REVISIONS | |
|-----------|------|
| NAME | DATE |
| | |
| | |
| | |
| | |
| | |
| | |
| | |
| | |
| | |
| | |

ILLINOIS DEPARTMENT OF TRANSPORTATION
PAVEMENT MARKING DETAILS
 FAI ROUTE 80 (I-80)
 SECTION (32-1)PATCHING
 GRUNDY COUNTY