



F.A.U. RTE.	SECTION	COUNTY	TOTAL SHEETS	SHEET NO.
•	35RS-5,36RS-8	TAZEWELL	90	84
STA.		TO STA.		
FED. ROAD DIST. NO.		ILLINOIS FED. AID PROJECT		
•6717 (BUS 24) & 6713 (IL 8)				



SUMMIT

TRAFFIC SIGNAL LEGEND

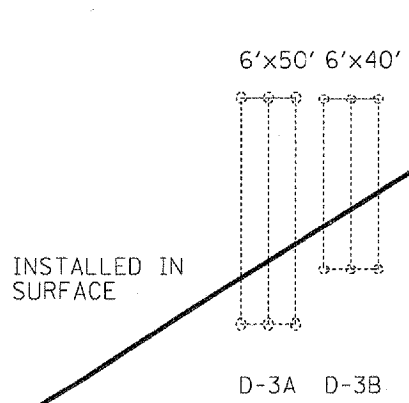
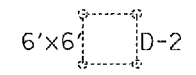

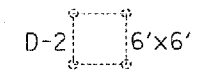
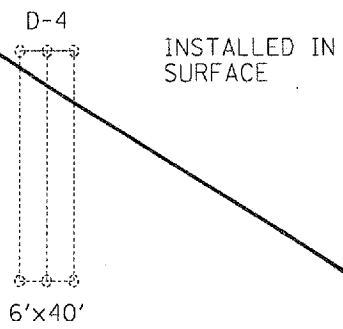
-  EXISTING DETECTOR LOOP (6' X LENGTH VARIES) (QUADRAPOLE)
-  EXISTING DETECTOR LOOP (6' X 6')

CONSTRUCTION NOTES

1. DETECTOR LOOP REPLACEMENT QUANTITIES ARE ESTIMATED. THE CONTRACTOR SHALL ONLY REPLACE THE DETECTOR LOOPS THAT ARE DAMAGED BY THE MILLING PROCESS.
2. A TYPE II SPLICE SHALL BE USED FOR ALL DETECTOR LEAD-INS.
3. ALL DETECTOR LOOPS SHALL BE PLACED BACK INTO THEIR ORIGINAL LOCATIONS.
4. THE PROPOSED DETECTOR LOOPS SHALL BE CUT IN THE MILLED SURFACE OR BINDER COURSE BEFORE THE FINAL OVERLAY.
5. ALL LOOP RISERS AFFECTED BY THE MILLING OPERATIONS SHALL BE REFLECTED THROUGH THE NEW SURFACE AND ALL LOOP RISERS SHALL BE CHIPPED OUT AND FILLED WITH EPOXY.
6. THE CONTRACTOR SHALL BE RESPONSIBLE FOR LOCATING EXISTING IDOT ELECTRICAL FACILITIES AT HIS/HER OWN EXPENSE IF REQUIRED. PRIOR TO PERFORMING ANY WORK THE CONTRACTOR SHALL ALSO BE LIABLE FOR ANY DAMAGE TO IDOT FACILITIES RESULTING FROM INACCURATE LOCATING.
7. THE CONTRACTOR SHALL NOTIFY THE ENGINEER OF TRAFFIC, RANDY LANINGA, AT (309) 671-4477 FORTY-EIGHT HOURS PRIOR TO BEGINNING MILLING OR PATCHING OPERATIONS.
8. THESE ITEMS SHALL BE INCLUDED IN THE BID PRICE FOR DETECTOR LOOP, TYPE I PAY ITEM. THERE WILL BE NO ADDITIONAL COMPENSATION.

SCHEDULE OF QUANTITIES

ITEM DESCRIPTION	UNIT	QUANTITY
DETECTOR LOOP, TYPE I	FEET	618.0



IL 8

NOT TO SCALE

⚠ SHEET DELETED
6/1/07

REVISIONS	
NAME	DATE

ILLINOIS DEPARTMENT OF TRANSPORTATION

**SUMMIT DR.
DETECTOR LOOP
DETAIL**

SCALE: VERT. HORIZ. **NOT TO SCALE**

DATE _____ DRAWN BY _____ CHECKED BY _____

PLOT DATE = 4/1/2007
 FILE NAME = c:\pcc\mcs\bus24\consult.plandgn
 PLOT SCALE = 1/8"=1'-0"
 USER NAME = kilmek