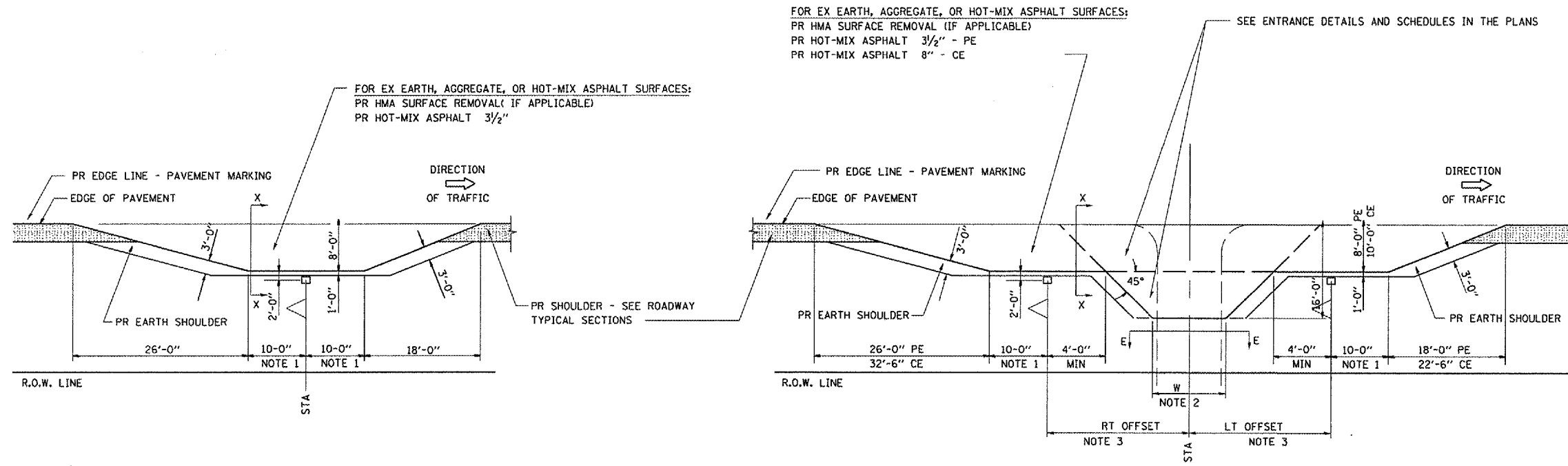


CONTRACT NO. 72798

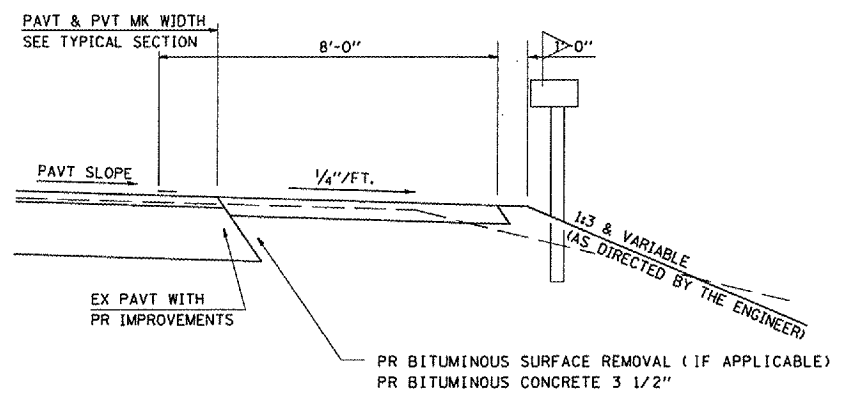
F.A.P. RTE.	SECTION	COUNTY	TOTAL SHEETS	SHEET NO.
315	(1,2)RS-4	MASON	44	41
STA.		TO STA.		
FED. ROAD DIST. NO.	ILLINOIS	FED. AID PROJECT		

DETAILS OF MAILBOX TURNOUTS

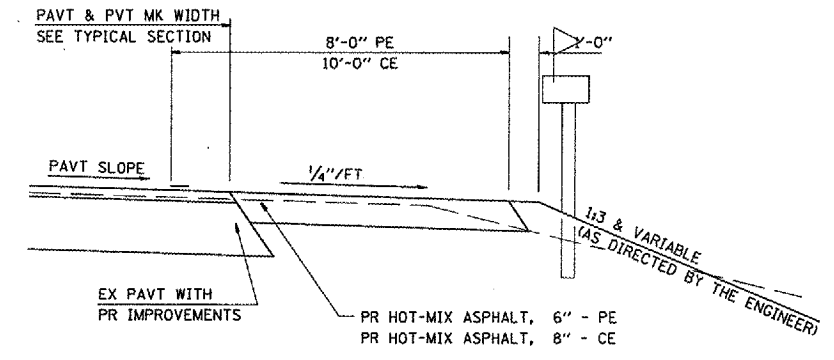


PLAN - MAILBOX TURNOUTS

PLAN - COMBINED MAILBOX TURNOUT WITH TRAILING OR LEADING ENTRANCE



SECTION X-X THRU MAILBOX TURNOUT
ALSO APPLIES TO MAILBOX TURNOUTS COMBINED WITH EX EARTH, AGGREGATE, OR HOT-MIX ASPHALT PE & FE



SECTION X-X THRU MAILBOX TURNOUT
COMBINED WITH EX HOT-MIX ASPHALT & PC CONC PE & CE

- NOTE 1 IF MORE THAN ONE MAILBOX IS PRESENT, DIMENSION FROM CENTER OF END MAILBOX.
- NOTE 2 FOR ENTRANCE LAYOUT DIMENSIONS AND SECTIONS A-A & E-E REFER TO THE SCHEDULES IN THE PLANS.
- NOTE 3 BOTH LT OR RT OFFSETS FOR MAILBOX SHOWN USE OFFSET DIMENSION PER SCHEDULE AND REFER TO LAYOUT SHOWN ON THE PLAN.

ALL DIMENSIONS ARE IN INCHES UNLESS OTHERWISE SHOWN.

REVISIONS	
NAME	DATE

ILLINOIS DEPARTMENT OF TRANSPORTATION

**DETAILS FOR RURAL
ENTRANCE, MAILBOX TURNOUT
& SIDE ROAD**

SHEET 2 OF 5

SCALE: VERT. DRAWN BY: CAD
 HORIZ. CHECKED BY: RSC
DATE: MAY 21, 2004

PLOT DATE = 3/22/2007
PLOT SCALE = 1/8" = 1'-0"
USER NAME = csp