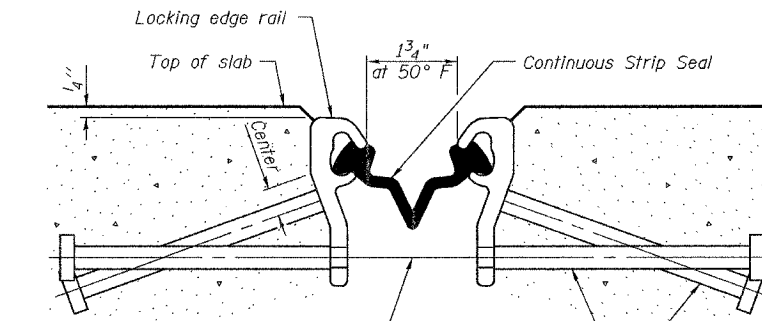


ROUTE NO.	SECTION	COUNTY	TOTAL SHEETS	SHEET NO.	SHEET NO. 5 11 SHEETS
FAP 332	101B-1	WABASH	68	56	
FED. ROAD DIST. NO. 7	ILLINOIS	FED. AID PROJECT			

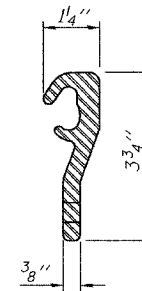
Contract # 74003



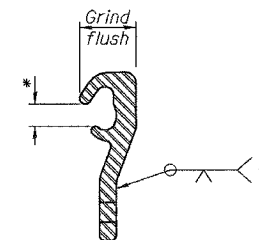
7/16"  $\phi$  holes at 4'-0" cts. for 3/8"  $\phi$  bolts. All bolts shall be burned, sawed, or chipped off flush with the plates after forms are removed, typ.

Place 1/2"  $\phi$  x 6" granular or solid flux filled headed studs conforming to Article 1006.32 of the Std. Specs., automatically end welded at 1'-0" alt. cts. (130 required)

**SECTION THRU STRIP SEAL JOINT  
FOR OVERLAY OVER DECK BEAMS**



**LOCKING EDGE RAIL**



**LOCKING EDGE RAIL SPLICE**

**Notes:**

The strip seal shall be made continuous and shall have a minimum thickness of 1/4". The configuration of the strip seal shall match the configuration of the Locking Edge Rails.

The height and thickness of the Locking Edge Rails shown are minimum dimensions. The actual configuration of the Locking Edge Rails and matching strip seal may vary from manufacturer to manufacturer. Flanged edge rails will not be allowed.

The inside of the Locking Edge Rail groove shall be free of weld residue. Locking Edge Rails may be spliced at slope discontinuities and stage construction joints.

The manufacturer's recommended installation methods shall be followed.

**BILL OF MATERIAL**

Item	Unit	Quantity
Preformed Joint Strip Seal	Foot	33

**ILLINOIS DEPARTMENT OF TRANSPORTATION**

SHEET TITLE <b>PREFORMED JOINT STRIP SEAL</b>	
PROJECT FAP 332 OVER BONPAS CREEK FAP ROUTE 332 (IL 1) SECTION 101B-1 WABASH COUNTY STATION 149+30 SN 093-0005	PROJECT NO. 06026 SCALE DATE 03/15/07 DRAWN BY TFG CHECKED BY GB/CME/MCB DRAWING NO.
<b>COOMBE-BLOXDORF P.C.</b> Engineers / Land Surveyors Springfield, Illinois Design Firm License No. 184-002703	5 OF 11 SHTS