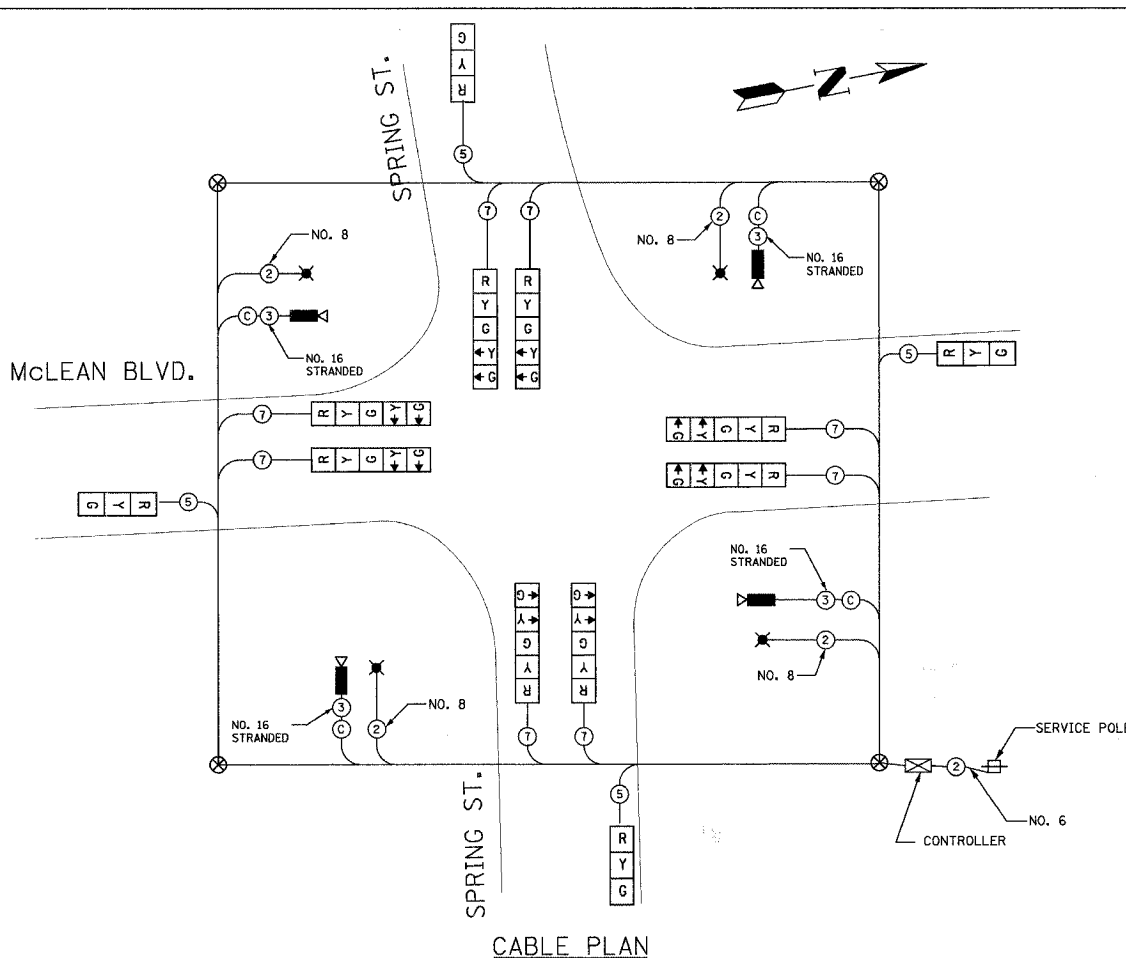
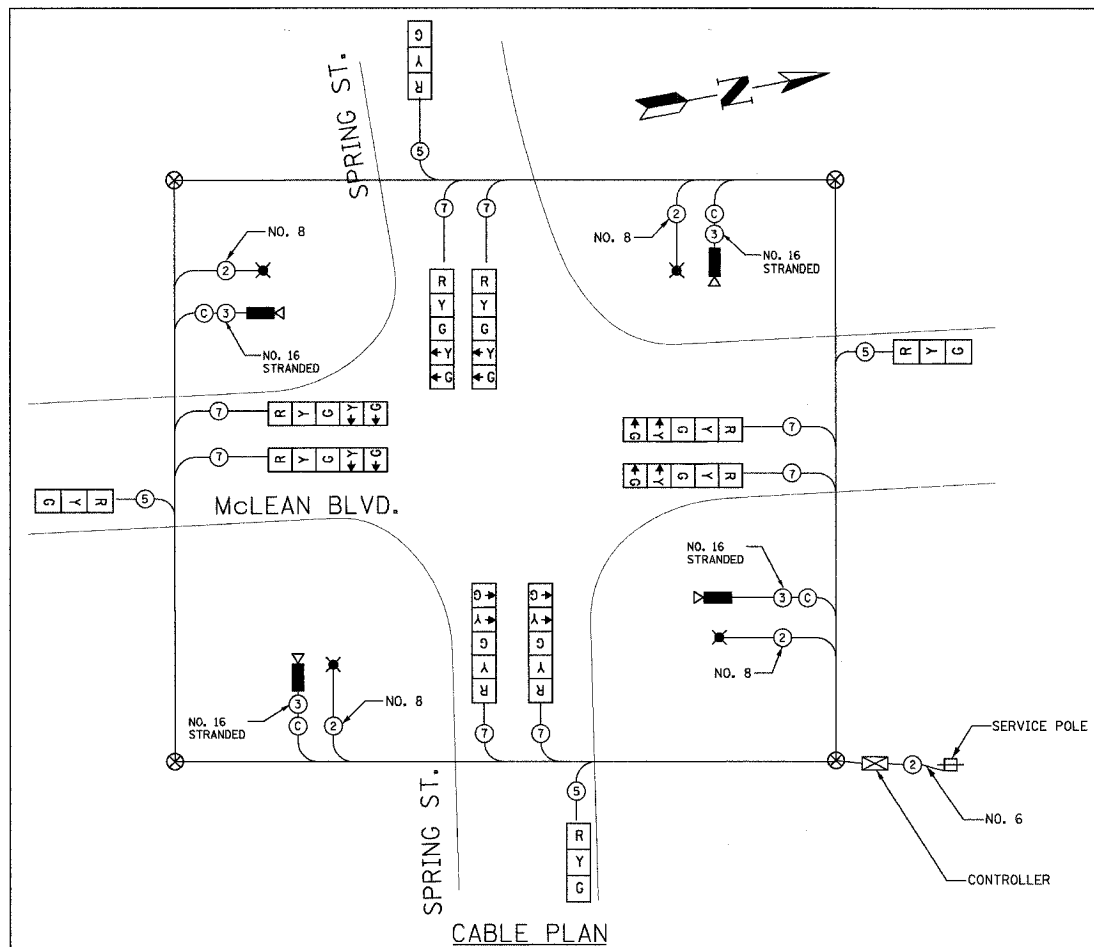
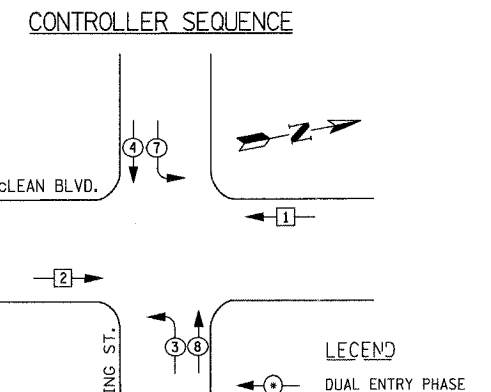
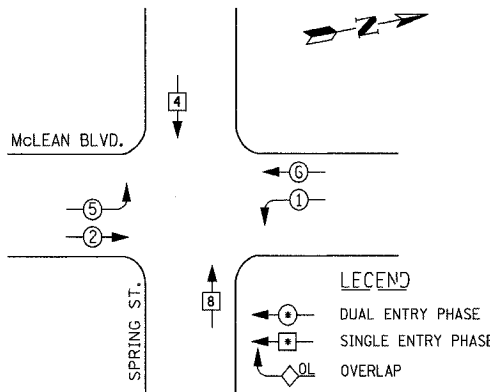


CONTRACT NO. 83737				
F.A.U. RTE.	SECTION	COUNTY	TOTAL SHEETS	SHEET NO.
2509	96-00094-01-WR	KANE	187	108
STA.		TO STA.		
FED. ROAD DIST. NO.		ILLINOIS FED. AID PROJECT		



- TEMPORARY CABLE DIAGRAM LEGEND**
- TEMPORARY TRAFFIC SIGNAL SECTION OR PEDESTRIAN SIGNAL SECTION 12" (300 mm)
 - TEMPORARY CONTROLLER CABINET
 - TEMPORARY SERVICE INSTALLATION
 - INDICATES NUMBER OF CONDUCTORS IN CABLE. ALL CONDUCTORS TO BE NUMBER 14 AWG WIRE UNLESS OTHERWISE NOTED.
 - EMERGENCY VEHICLE LIGHT DETECTOR
 - CONFIRMATION BEACON
 - PEDESTRIAN PUSHBUTTON DETECTOR
 - VEHICLE DETECTOR, INDUCTION LOOP
 - 12" (300mm) PEDESTRIAN SIGNAL SECTION
 - VIDEO CAMERA ASSEMBLY
 - PROPOSED TEMPORARY LUMINAIRE

CONTROLLER SEQUENCE



TEMPORARY PHASE DESIGNATION DIAGRAM FOR STAGE I AND SUBSEQUENT SUB STAGES

TEMPORARY PHASE DESIGNATION DIAGRAM FOR STAGES II & III AND SUBSEQUENT SUB STAGES

CONSTRUCTION NOTES

- THESE TRAFFIC SIGNAL SECTIONS SHALL BE MOVED AS REQUIRED DURING CONSTRUCTION STAGING.
- FOR STAGES II & III AND RELATED SUBSEQUENT SUB STAGES PROVIDE SPLIT PHASING ON McLEAN BLVD. PROTECTED/PERMITTED PHASING ON SPRING/HOPPS ST. THE SIGNAL SECTION HEADS SHALL BE BAGGED REQUIRED AND AS DIRECTED BY THE ENGINEER.

I.D.O.T TRAFFIC SIGNAL INSTALLATION ELECTRICAL SERVICE REQUIREMENTS					TOTAL WATTAGE
TYPE	NO. LAMPS	WATTAGE (INCAND.)	WATTAGE LED	% OPERATION	
SIGNAL (RED)	12	135	17	0.50	810.00
(YELLOW)	12	135	25	0.25	405.00
(GREEN)	12	135	15	0.25	405.00
ARROW	16	135	12	0.10	216.00
PED. SIGNAL	0	90	25	1.00	
CONTROLLER	1	100	100	1.00	100.00
ILLUM. SIGN	0	84		0.05	

ENERGY COSTS TO: TOTAL = 1936.00
 KANE COUNTY DEPARTMENT OF TRANSPORTATION
 41W011 BURLINGTON ROAD
 ST. CHARLES 60175
 ENERGY SUPPLY CONTACT: KATHY NYSTROM
 PHONE: (847) 816-5489
 COMPANY: COM. ED.

FOUNDATION (DEPTH)	FT. (m)	CABLE SLACK	FT. (m)	VERTICAL	FT. (m)
TYPE A - POST	4 (1.2)	HANDHOLE	6.5 (2.0)	ALL FOUNDATIONS	3.5 (1.0)
D - CONTROLLER	4 (1.2)	DOUBLE HANDHOLE	13 (4.0)	MAST ARM (L) POLE	20'±L-2"
E - M. ARM POLE		SIGNAL POST	2 (1.0)	(6m±L-0.6m)±	
24" (600mm)	10 (3.0)	CONTROLLER CAB.	1 (0.5)	BRACKET MOUNTED	13 (4.0)
30" (750mm)	15 (4.6)	FIBER OPTIC	13 (4.0)	PED. PUSHBUTTON	4 (1.2)
		ELECTRIC SERVICE	1 (0.5)	ELECTRIC SERVICE	13.5 (4.1)
		GROUND CABLE	1 (0.5)	SERVICE TO GROUND	13.5 (4.1)
				POST MOUNTED	6 (1.8)

URS 100 SOUTH WACKER DRIVE
 SUITE 500 CHICAGO, IL 60606
 TEL (312) 939-1000
 FAX (312) 939-4198

REVISIONS	
NAME	DATE

McLEAN BOULEVARD
 TEMPORARY CABLE PLAN &
 TEMPORARY PHASE DESIGNATION DIAGRAM
 McLEAN BLVD AT SPRING ST
 SCALE: N.T.S. DRAWN BY
 DATE 04/06/2007 CHECKED BY