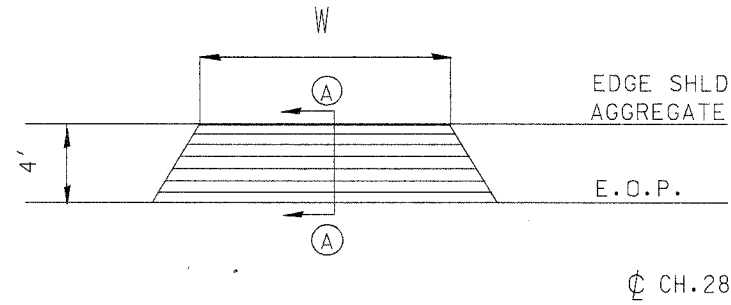
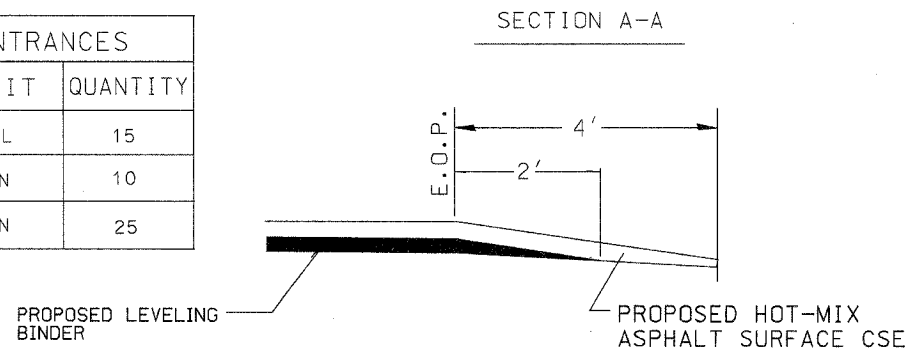


TYPICAL ENTRANCE DETAIL

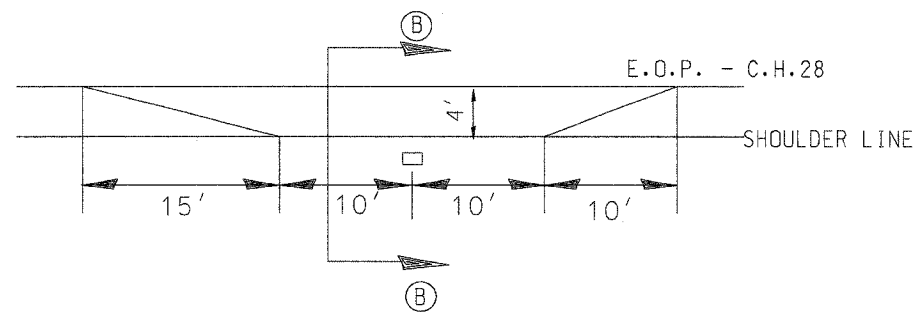
W: WIDTH OF APPROACH PADS IS ESTIMATED AT 20' PER ENTRANCE. THE ACTUAL CONSTRUCTED WIDTH MAY VARY AS DIRECTED BY THE ENGINEER TO FIT THE EXISTING ENTRANCES. FIELD ENTRANCES SHALL NOT RECEIVE HOT-MIX ASPHALT SURFACING UNLESS DIRECTED BY THE ENGINEER.



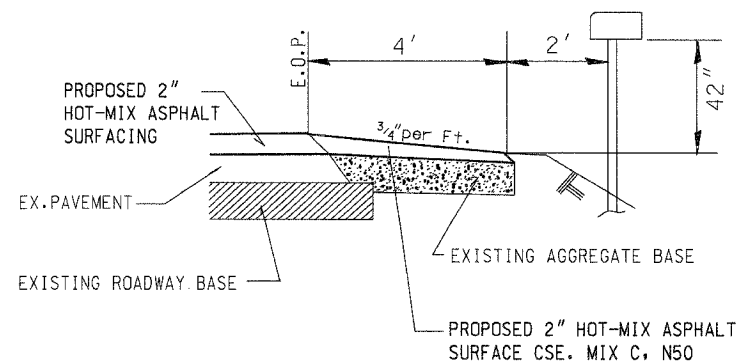
ESTIMATED QUANTITIES- 15 ENTRANCES		
ITEM	UNIT	QUANTITY
BITUMINOUS MATERIALS (PRIME COAT)	GAL	15
LEVELING BINDER (MM) N50	TON	10
HOT-MIX ASPHALT SURFACE CSE MIX C. N50	TON	25



TYPICAL MAILBOX TURNOUT DETAIL



SECTION B-B



ESTIMATED QUANTITIES - 10 MAILBOX TURNOUTS		
ITEM	UNIT	QUANTITY
BIT. MATERIALS (PRIME COAT)	GAL	20
HOT-MIX ASPHALT SURFACE CSE MIX C N50	TON	25

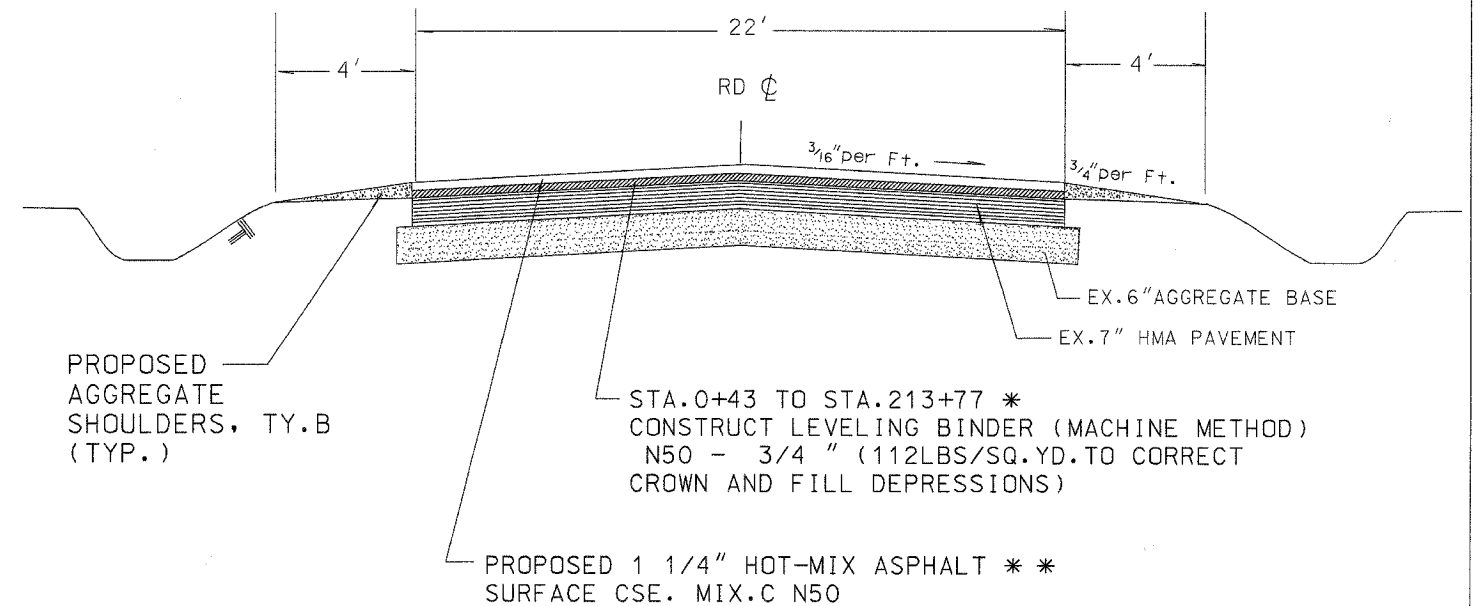
ALL MBTO'S HAVE BEEN PREVIOUSLY CONSTRUCTED AND SHALL RECEIVE HMA SURFACING ONLY.

SECTION	COUNTY	TOTAL SHEETS	SHEET NO.
04-00107-04-RS	KANKAKEE	3	2

CONTRACT NO. 87346

TYPICAL CROSS SECTION

STA.0+13 TO STA.214+07



* LEVELING BINDER OMISSIONS:
 STA.25+85 TO STA.26+93 (RR X-ING)
 STA.103+74 TO STA.105+36
 (BRIDGE DECK = STA.104+24 TO STA.104+86))

** HMA SURFACE CSE OMISSION:
 STA.26+19 TO STA.26+59
 (RR TIES STA.26+35 TO STA.26+43)

ESTIMATED QUANTITIES ON TANGENTS

ITEM	UNIT	QUANTITY
AGGREGATE SHOULDERS TY.B	TON	2469
BITUMINOUS MATERIALS (PRIME COAT)	GALLON	10459
AGGREGATE (PRIME COAT)	TON	209
HOT-MIX ASPHALT SURFACE CSE MIX C. N50	TON	3690
LEVELING BINDER (MM) N50	TON	2885
SHORT-TERM PAVEMENT MARKING	FOOT	4242