







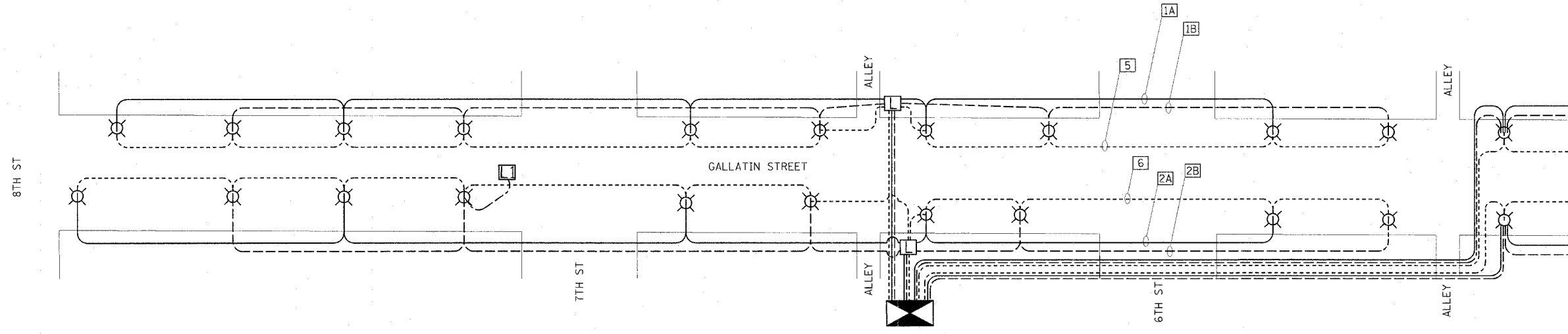


F.A.L. RTE.	SECTION	COUNTY	TOTAL SHEETS	SHEET NO.
8419	99-00048-01-PV	FAYETTE	142	99
STA.	TO STA.			
FED. ROAD DIST. NO.	ILLINOIS	FED. AID PROJECT		
CONTRACT NO. 95500				

**LIGHTING LEGEND**

-  CONTROLLER
-  LUMINAIRE
-  HANDHOLE
-  HANDHOLE (SPECIAL)
-  CIRCUIT DESIGNATION
-  STREET LIGHT (120 V)
-  STREET LIGHT (120 V)
-  GFI DUPLEX (120 V)

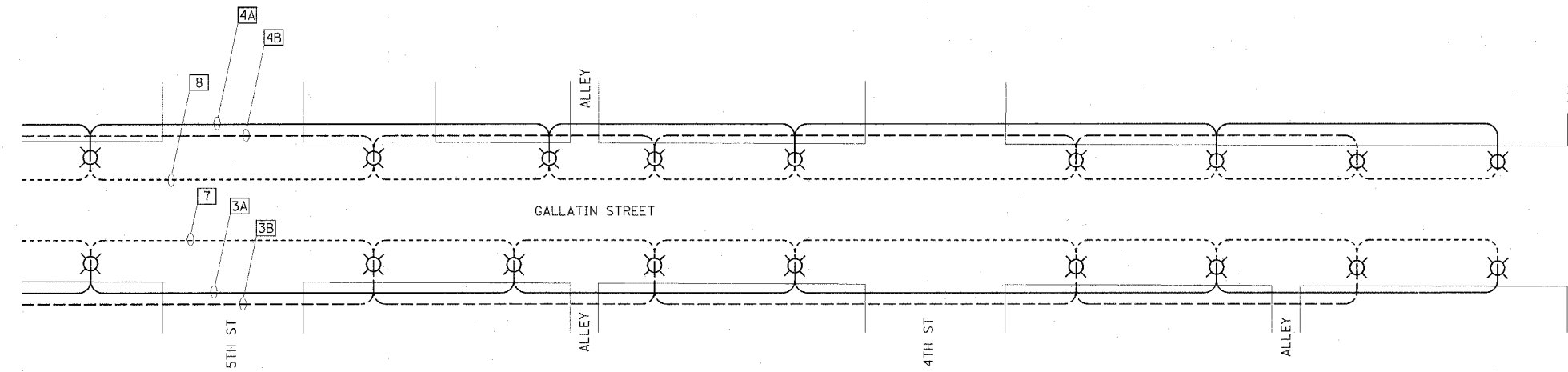


LIGHTING ELECTRICAL PLAN (WEST)

**NOTES:**  
 THE CONTRACTOR WILL BE REQUIRED TO RECONNECT THE EXISTING WIRING IN EACH HANDHOLE AFTER REMOVAL OF EXISTING LIGHTING UNIT AS TO CONTINUE SERVICE. ALL LIGHTING IS TO REMAIN THE PROPERTY OF THE ILLINOIS HISTORIC PRESERVATION AGENCY.

THE CONTRACTOR SHALL NOTIFY MARY COLE, SITE SUPERINTENDENT OF THE VANDALIA STATE HOUSE STATE HISTORIC SITE, ONE (1) WEEK PRIOR TO REMOVING EXISTING LIGHTING. SAID AGENCY MAY ELECT TO LEAVE EXISTING LIGHTING IN PLACE.

ILLINOIS HISTORIC PRESERVATION AGENCY  
 315 WEST GALLATIN, VANDALIA, ILLINOIS  
 PHONE: 1-618-283-1161



LIGHTING ELECTRICAL PLAN (EAST)

**LIGHTING SCHEDULE OF QUANTITIES:**

PAY ITEM	UNIT	QUANTITY
ELECTRIC SERVICE INSTALLATION	EACH	1
HANDHOLE	EACH	2
HANDHOLE (SPECIAL)	EACH	1
UNIT DUCT, 600V, 5-1C NO.4, 1/C NO.4 GROUND, (XLP-TYPE USE), 2" DIA. POLYETHYLENE	FOOT	4928
CONDUIT IN TRENCH, 2" DIA. PVC	FOOT	229
CONDUIT IN TRENCH, 4" DIA. PVC	FOOT	1017
CONDUIT IN TRENCH, 6" DIA. PVC	FOOT	88
TRENCH AND BACKFILL FOR ELECTRICAL WORK	FOOT	3590
LIGHTING CONTROLLER TYPE CB-RCS 200 AMP - 240VOLT	EACH	1
CONCRETE FOUNDATION, TYPE A (SPECIAL)	FOOT	240
ORNAMENTAL LIGHT UNIT, COMPLETE	EACH	40

**NOTES:**  
 THE SYSTEM IS COMPRISED OF EIGHT (8) CIRCUITS. FOUR (4) FOR THE GFI RECEPTACLES AND FOUR (4) FOR THE STREET LIGHTING. EACH STREET LIGHTING CIRCUIT WILL BE 240V WITH EACH SEQUENTIAL POLE CONNECTED TO ALTERNATING LEGS.

EXISTING OVERHEAD LIGHTING TO BE REMOVED BY OTHERS.

**REVISIONS**

NAME	DATE
DLD	4-13-07
DLD	5-09-07

ILLINOIS DEPARTMENT OF TRANSPORTATION

**LIGHTING DETAILS**

SCALE: VERT. \_\_\_\_\_  
 HORIZ. \_\_\_\_\_  
 DATE \_\_\_\_\_

DRAWN BY KOJ  
 CHECKED BY BWC

CADD FILE: 4812/DH\_Lighting\_2.dgn  
 PLOTTED: 5/9/2007

H.M. & G. NO. 4812