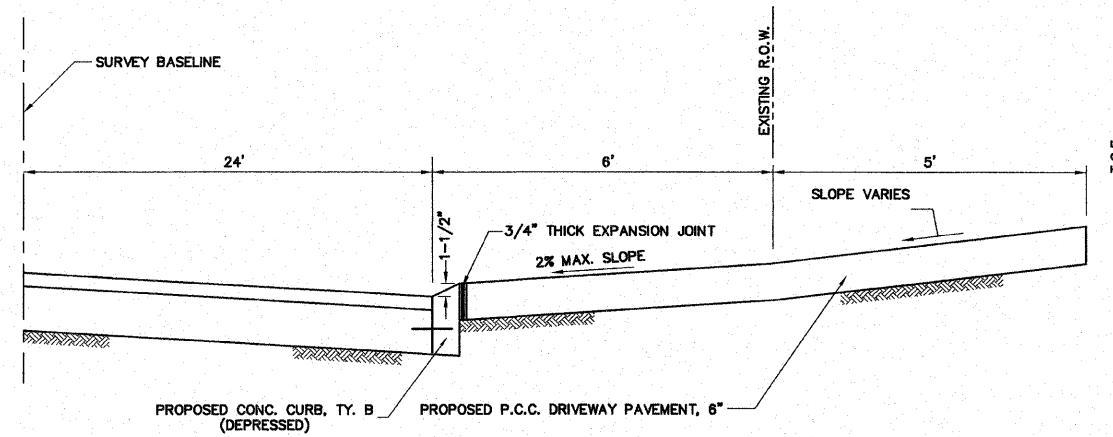
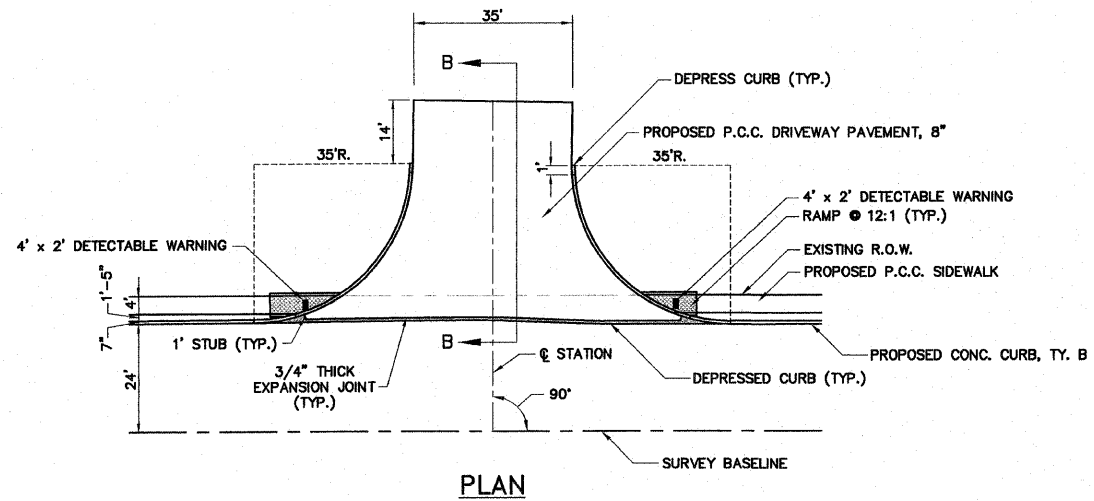


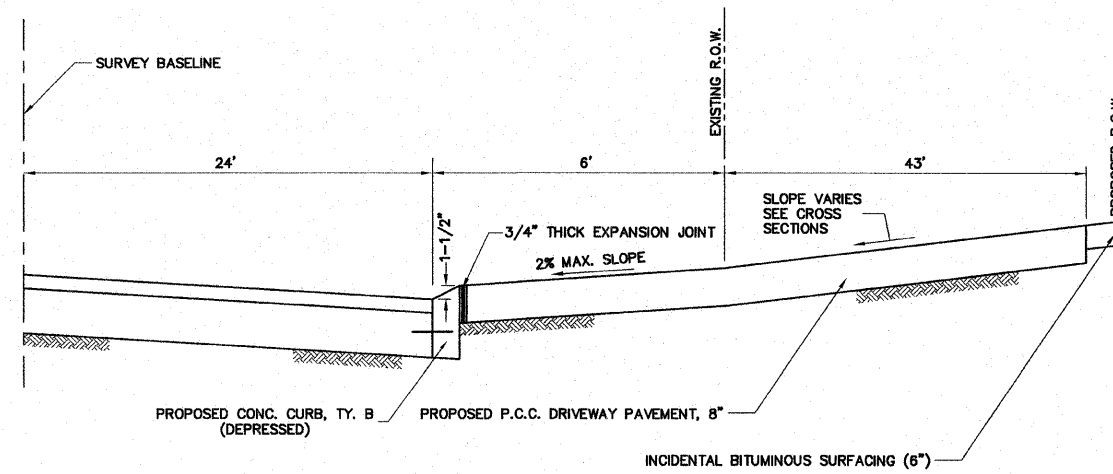
**TYPICAL ENTRANCE DETAIL**  
NOT TO SCALE  
EAST BROADWAY STA. 12+22.41 AND STA. 12+53.55



**SECTION A-A**



**ALTON PLAZA COMMERCIAL ENTRANCE**  
EAST BROADWAY STA. 10+00  
NOT TO SCALE



**SECTION B-B**

REVISIONS

**Sheppard Morgan & Schwaab, Inc.**  
CONSULTING ENGINEERS & LAND SURVEYORS

10 Central Industrial Dr  
Northgate Center  
Alton, Illinois 62002  
618/462-9705  
618/877-8700



CITY OF ALTON, ILLINOIS  
SECTION 06 - 00208 - 02 - RP  
CPL. CHRIS BELCHIK MEMORIAL EXPRESSWAY  
ENTRANCE DETAILS

DWG. NO.  
PH III ENTRANCE DETAILS.DWG  
REF. BK. INDIANA AVE.  
JOB NO. 406365.1  
DSN. BY: DEG  
DWN. BY: CAD  
CHK. BY: DEG  
DATE: OCTOBER, 2006

SCALE: NO SCALE  
SHEET 8 OF 61

S:\Land Projects\Alton Indiana Ph III 406365.dwg\Ph III Entrance Details.dwg, 2/1/2007 2:35:41 PM, jman, 1:1