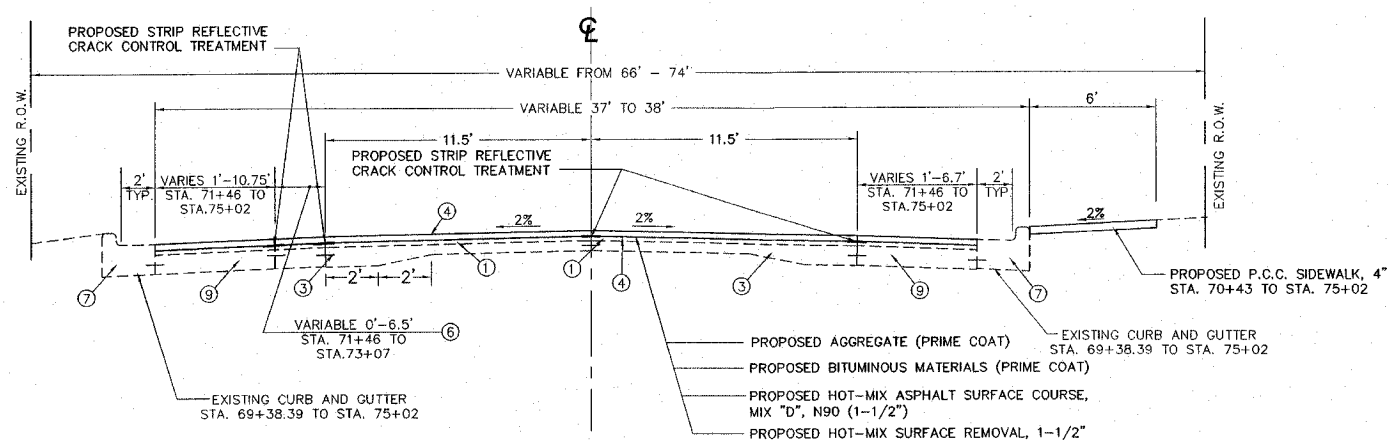


REVISIONS

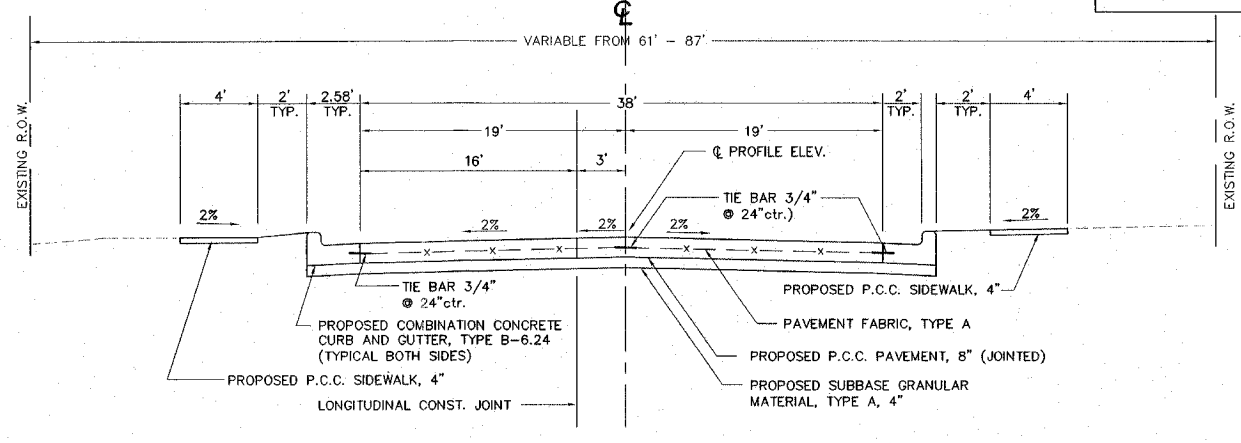
SMS ENGINEERS
 Sheppard, Morgan & Schwaab, Inc.
 CONSULTING ENGINEERS AND LAND SURVEYORS
 215 Market Street, P.O. Box E, Alton, IL 62002-6184/62-9755-E-mail: mail@smsengineers.com
 10 Central Industrial Drive, Granite City, IL 62040-6188/62-3700-E-mail: mail@smsengineers.com

EDWARDSVILLE ROAD PHASE II (FAU 8980)
SECTION 05-00043-02-WR
WOOD RIVER, ILLINOIS
PROPOSED TYPICAL SECTIONS

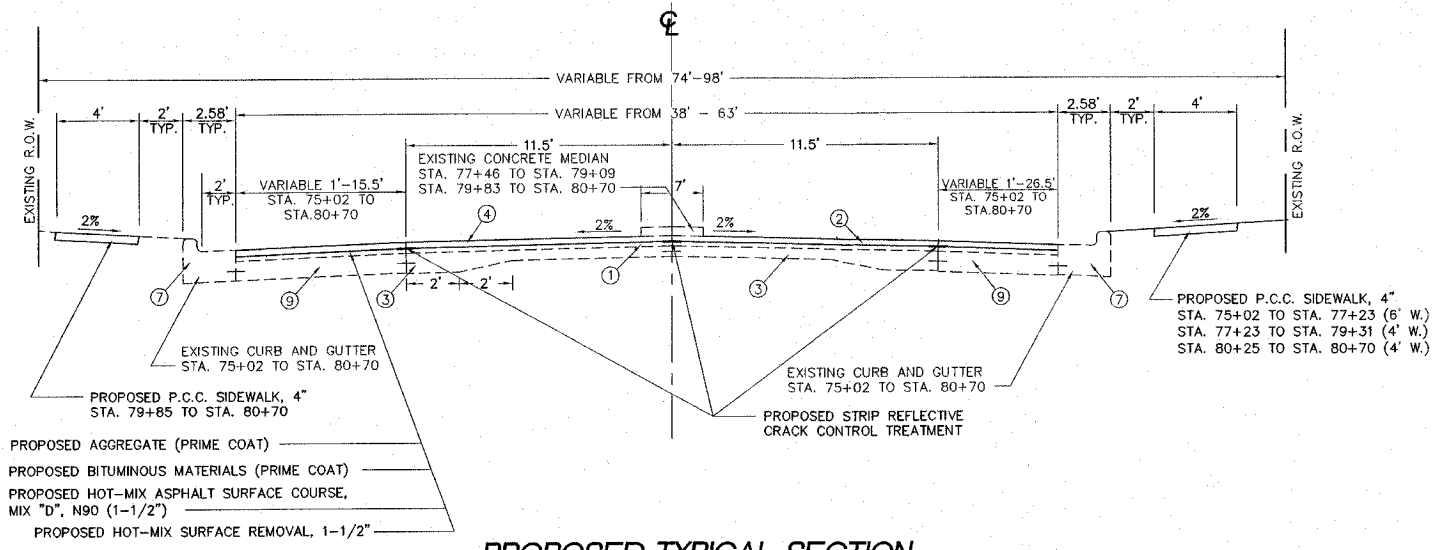
DWG. NO.	TYPICAL SECTIONS.dwg
REF. BK.	PG.
JOB NO.	286614
DSN. BY:	CLA
DWN. BY:	CDP-jmk
CHK. BY:	JHH
DATE:	JANUARY, 2007
SCALE:	N.T.S.
SHEET	5 OF 31



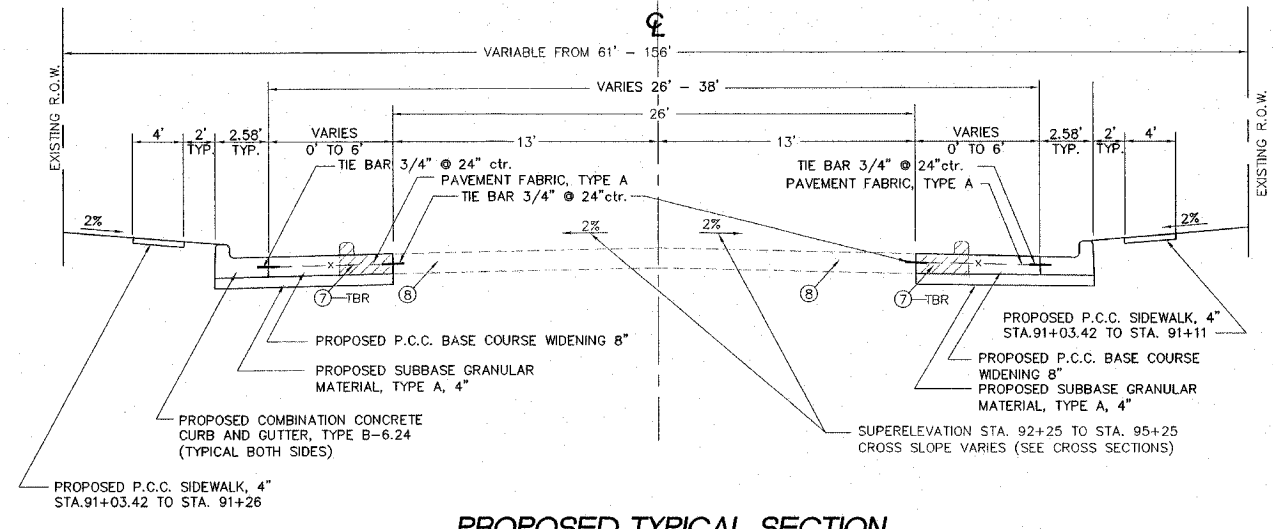
PROPOSED TYPICAL SECTION
 STA. 69+38.39 - 75+02
 N.T.S.



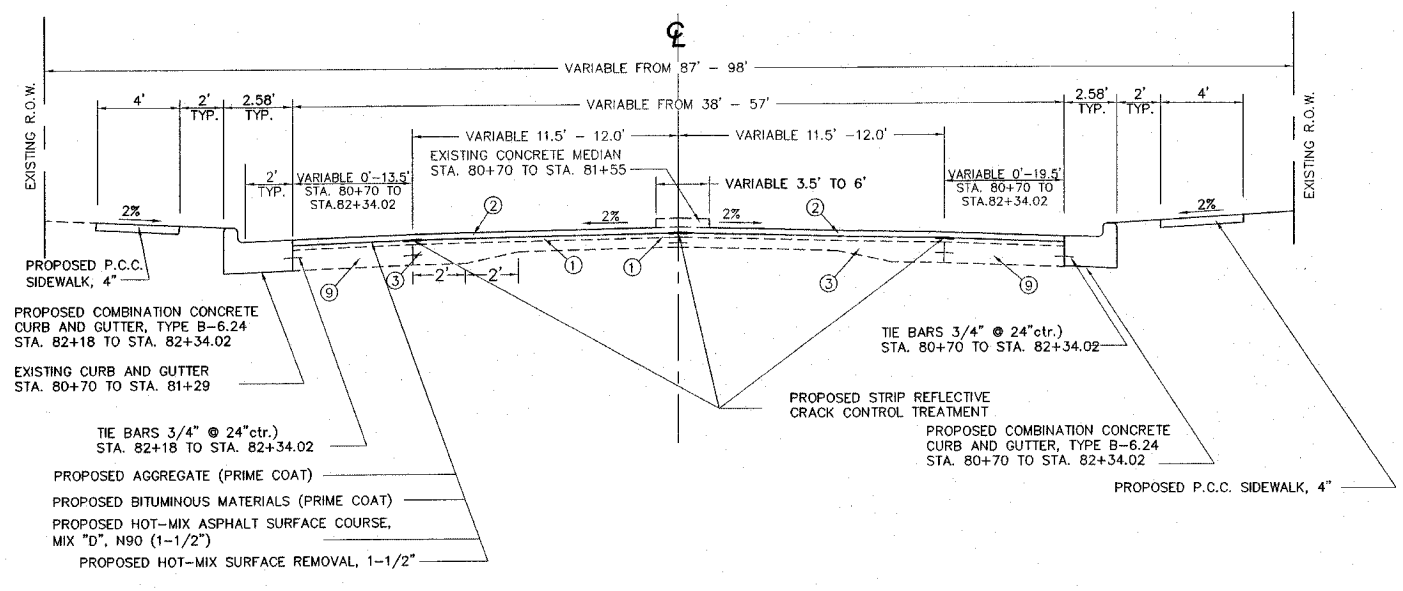
PROPOSED TYPICAL SECTION
 STA. 82+34.02 - 91+03.42
 N.T.S.



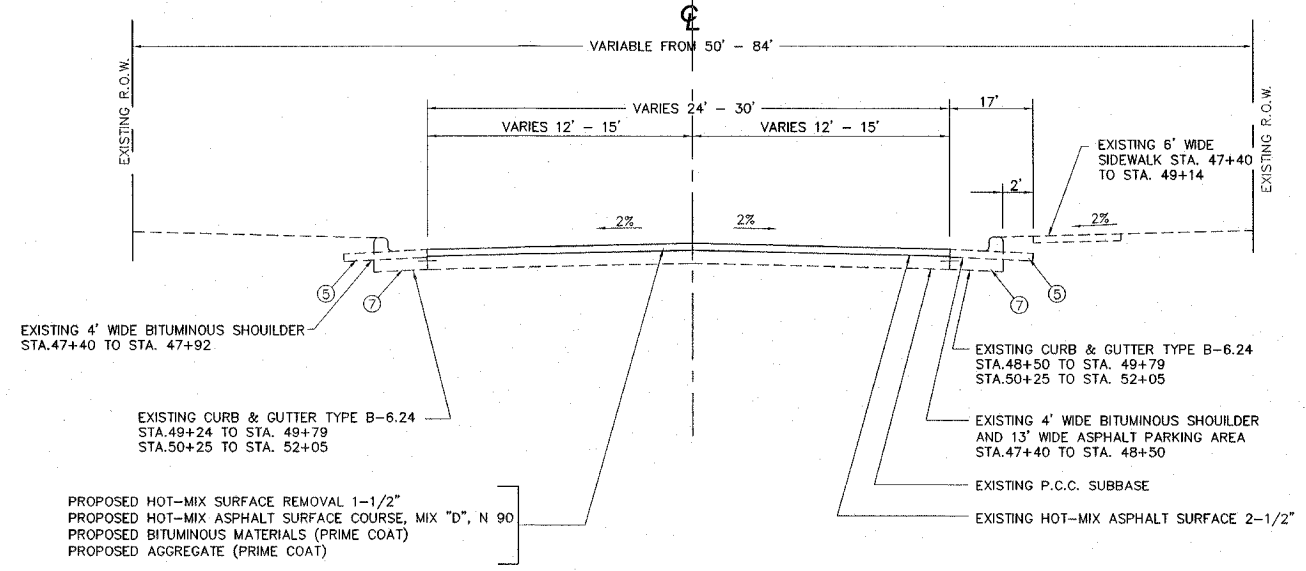
PROPOSED TYPICAL SECTION
 STA. 75+02 - 80+70
 N.T.S.



PROPOSED TYPICAL SECTION
 STA. 91+03.42 - 95+50
 N.T.S.



PROPOSED TYPICAL SECTION
 STA. 80+70 - 82+34.02
 N.T.S.



PROPOSED TYPICAL SECTION NINTH STREET
 STA. 47+40 - 52+05
 N.T.S.

LEGEND

- ① EXISTING 1 1/2" BITUMINOUS CONCRETE BINDER COURSE
- ② EXISTING 5/8" OPEN GRADED PLANT MIX SURFACE COURSE
- ③ EXISTING PCC PAVEMENT (9"-7 5/8"-9")
- ④ EXISTING BITUMINOUS SURFACE COURSE 1 1/2"
- ⑤ EXISTING BITUMINOUS SHOULDER
- ⑥ EXISTING BITUMINOUS WIDENING 7 1/2"
- ⑦ EXISTING B-6.24 CONCRETE CURB AND GUTTER
- ⑧ EXISTING P.C.C. PAVEMENT, 8"
- ⑨ EXISTING P.C.C. BASE COURSE WIDENING, 9"