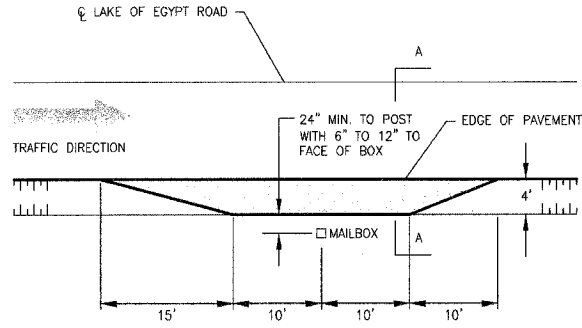
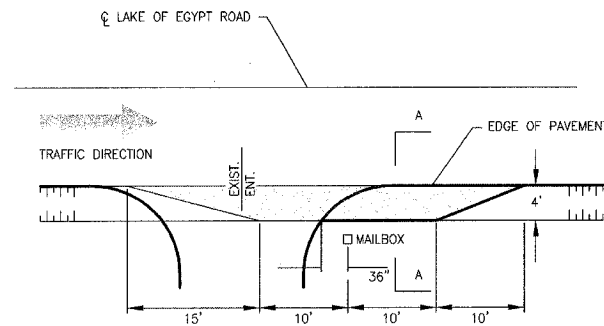


GENERAL NOTES

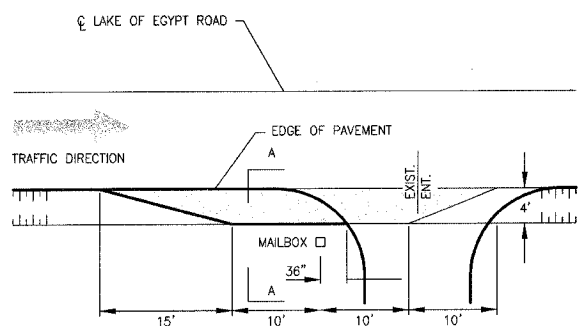
MAILBOXES SHALL BE MOUNTED SUCH THAT THE FACE OF THE MAILBOX IS 6" TO 12" AND THE POST A MINIMUM OF 24" FROM THE EDGE OF THE TURNOUT SURFACING.



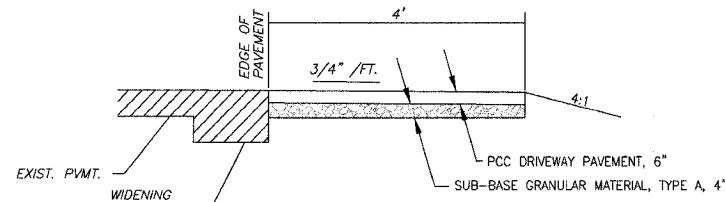
**TYPE A APPLICATION
TYPICAL**



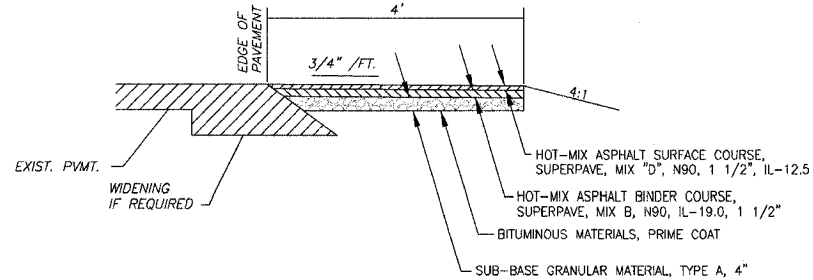
**TYPE B APPLICATION
MAILBOX ON FAR SIDE OF ENTRANCE**



**TYPE C APPLICATION
MAILBOX ON NEAR SIDE OF ENTRANCE**



**SECTION A-A FOR
PCC DRIVEWAY PAVEMENT
~N.T.S.~**



**SECTION A-A FOR
BITUMINOUS CONCRETE DRIVEWAY PAVEMENT
~N.T.S.~**

MAIL BOX TURNOUT SCHEDULE					
STATION	TYPE OF APPLICATION	HMA SC (TONS)	HMA BIND CSE (TONS)	PCC DRIVEWAY (SQ YD)	SUB-BASE GRANULAR MATERIAL, TYPE A (TONS)
21+88 LT	C	0.6	0.6		1.5
23+50 LT	A	1.2	1.2		3.3
32+30 LT	B	0.6	0.6		1.6
37+89 LT	C	0.6	0.6		1.5
40+42 LT	C	0.6	0.6		1.6
55+94 LT	B			6.2	1.1
59+15 LT	A	1.2	1.2		3.3
60+00 LT	C	0.7	0.7		1.8
63+78 LT	B	0.5	0.5		1.4
65+96 LT	B	0.6	0.6		1.6
68+32 LT	A	1.2	1.2		3.3
84+38 LT	B	0.6	0.6		1.6
85+83 LT	A	1.2	1.2		3.3
85+78.11				55.00	1
85+78.34				35.00	1
88+97.90				40.00	2
95+59.83				40.00 & 50.00	2
98+75 LT	A	1.2	1.2		3.3
102+80 LT	A	0.6	0.6		1.5
115+48 LT	C	0.6	0.6		1.6
139+23 LT	B	0.5	0.5		1.4
145+58 LT	B	0.6	0.6		1.6
179+13 LT	C	0.5	0.5		1.4
186+58 LT	C	0.7	0.7		1.8
210+48 LT	C	0.8	0.8		2.2
211+31 RT	C	0.6	0.6		1.6
212+23 LT	B	0.6	0.6		1.7
224+89 RT	B	0.6	0.6		1.6
233+89 RT	C	0.7	0.7		1.8
241+20 RT	A	1.2	1.2		3.3
253+86 RT	C	0.6	0.6		1.6
254+05 LT	C	0.7	0.7		1.8
1WC+68 LT	C	0.5	0.5		1.4
TOTALS		21.1	21.1	6.2	57.9

RIGHT-OF-WAY MARKER SCHEDULE

STATION	LEFT	RIGHT	QUANTITY
124+80.20	1.00		
PLAN SHEET 9			
9+82.99		65.00	1
9+83.24	70.00		1
10+00.00	35.00		1
10+06.62		45.00	1
11+57.99	35.00	35.00	2
14+71.10	35.00	45.00	2
16+88.19	35.00	45.00	2
16+94.07		45.00	1
18+04.86	35.00		1
18+06.41	30.00		1
18+58.82		40.00	1
20+00.00	30.00	40.00	2
22+07.71	40.00		1
22+07.80	30.00		1
22+08.38		25.00	1
22+08.52		40.00	1
24+16.38		25.00	1
24+16.61		45.00	1
PLAN SHEET 10			
29+37.45	40.00	45.00	2
30+52.38	40.00		1
31+57.19	83.73		1
32+32.27	116.70		1
33+00.00		45.00 & 55.00	2
33+04.86	197.65		1
33+69.49	121.38		1
35+86.37	35.00		1
36+60.16	35.00		1
36+82.34		40.00 & 55.00	2
PLAN SHEET 11			
39+07.93	24.54		1
39+07.96	35.00		1
41+62.97	45.00	40.00	2
42+13.39	50.00		1
42+12.79	45.00		1
42+77.89		40.00	1
44+69.89		151.25	1
45+08.23		176.48	1
45+26.42		206.27	1
45+28.78		202.77	1
45+40.42		225.99	1
45+61.61		178.12	1
45+68.12		187.97	1
46+04.79		151.25	1
47+96.79		40.00	1
49+11.71	50.00	40.00	2
PLANS SHEET 12			
52+82.70	50.00		1
52+82.71	40.00		1
58+32.69	30.00 & 40.00		2
58+91.27	30.00	45.00	2
61+39.04	30.00		1
61+39.30	25.00		1
64+98.19	25.00	45.00	2
65+30.81	35.00		1
65+30.88	25.00		1
PLAN SHEET 13			
66+00.92		45.00	1
66+00.93		50.00	1
69+17.50	40.00		1
69+19.75	60.00		1
72+32.17		50.00	1
72+78.00	60.00		1
73+31.08		25.00	1
77+00.00	35.00 & 60.00		2
77+26.57	35.00	45.00	2
78+89.70	35.00 & 50.00		2
PLAN SHEET 14			
81+50.00		45.00 & 55.00	2
85+79.49	40.00		1
85+79.70	50.00		1
85+78.11		55.00	1
85+78.34		35.00	1
88+97.90	40.00	35.00	2
95+59.83	40.00 & 50.00		2
PLAN SHEET 15			
96+68.25		25.00 & 35.00	2
98+21.73	50.00		1
98+88.70		40.00	1
98+88.84		25.00	1
101+50.00	40.00 & 50.00		2
103+50.00	40.00 & 50.00		2
106+50.00		40.00 & 55.00	2
107+12.26	35.00 & 50.00	55.00	3
109+50.00	35.00 & 45.00		2
111+84.10	35.00		1
111+84.34	45.00		1
PLAN SHEET 16			
114+00.00		45.00 & 55.00	2
114+25.00	25.00 & 35.00		2
116+60.31	25.00	45.00	2
119+50.00	25.00 & 40.00		2
121+75.00	30.00 & 40.00		2
124+52.88	30.00		1
124+77.08	40.00		1
124+77.32	30.00		1
124+79.99		45.00	1
124+80.20		50.00	1

PLAN SHEET	STATION	LEFT	RIGHT	QUANTITY
PLAN SHEET 17	132+24.20	40.00	50.00	2
	132+69.94	40.00		1
	132+69.81	60.00		1
	133+10.10	40.00 & 50.00	40.00 & 50.00	4
	138+28.05	25.00		1
	138+29.60	40.00		1
	138+25.93		50.00	1
	138+26.20		40.00	1
	138+96.62	40.00	50.00	2
PLANS SHEET 18				
	140+78.39		50.00 & 75.00	2
	141+57.04	25.00		1
	141+57.32	35.00		1
	143+63.29	35.00		1
	144+00.00	35.00 & 50.00	45.00 & 75.00	3
	144+20.00	35.00 & 50.00		2
	145+26.05	35.00		1
	145+25.91	45.00		1
	146+00.00	45.00 & 60.00		2
	147+70.00	50.00 & 60.00		2
	151+74.56	50.00		1
	151+74.89	25.00		1
PLAN SHEET 19				
	154+86.87	50.00		1
	154+87.05	25.00		1
	158+00.00		40.00 & 55.00	2
	164+21.02	50.00		1
	164+45.88	80.00		1
	164+87.93	90.00		1
	164+66.37		40.00	1
	165+21.02	50.00		1
PLAN SHEET 20				
	169+53.78		25.00 & 40.00	2
	170+09.60		35.00	1
	170+10.51		25.90	1
	172+23.67	50.00		1
	173+27.59		47.49	1
	173+28.97		37.59	1
	176+05.11	50.00		1
	177+11.52	45.00		1
	178+85.25	50.00		1
	178+84.73	45.00		1
	179+40.07	45 & 50		2
PLAN SHEET 21				
	181+99.83		33.5	1
	186+26.85	45.00		1
	186+27.46	55.00		1
	188+00.00		60.00	1
	191+00.00	45.00 & 55.00		2
	193+19.49	45.00	60.00	2
PLAN SHEET 22				
	196+09.25		60.00	1
	198+90.41	45.00		1
	200+19.58	70.30		1
	200+22.52	55.00		1
	200+39.82		35.00	1
	200+50.73		91.73	1
	202+29.18	55.00		1
	202+35.84		55.00	1
	206+00.00		55.00 & 85.00	2
	207+08.55	55.00		1
	207+08.69	35.00		1
	208+00.00		50.00 & 85.00	2
	209+06.29	35.00	40.00 & 50.00	3
PLAN SHEET 23				
	211+10.00		40.00 & 50.00	2
	211+48.19	35.00		1
	211+48.20	55.00		1
	213+00.00	55.00 & 65+00		2
	213+85.00		42.00 & 50.00	2
	214+15.00		42.00 & 50.00	2
	215+07.82	50.00 & 65.00	50.00	3
	217+49.26	50.00		1
	217+49.41	40.00		1
	220+58.27		50.00	1
	220+58.35		55.00	1
	221+08.42	50.00	55.00	2
	223+00.00		45.00 & 55.00	2
PLAN SHEET 24				
	233+95.79	50.00		1
	239+73.52	50.00	45.00	2
PLAN SHEET 25				
	247+68.98	40.00		1
	247+69.15	50.00		1
	247+82.77		34.79 & 44.79	2
	250+00.00		35.00 & 50.00	2
	250+45.00	40.00 & 55.00		2
	254+66.24	55.00	40.00	2
	257+28.04	55.00		2
	257+82.25	56.17		1
	257+83.71		40.00	1

ROUTE NO.	SECTION	COUNTY	TOTAL SHEETS	SHEET NO.
F.A.S. 2904	97-00089-00-RS	WILLIAMSON	86	6
ILLINOIS		LAKE OF EGYPT ROAD		

CONTRACT NO. 99199

STATE OF ILLINOIS PROFESSIONAL DESIGN FIRM LICENSE NO. 184-000872

© 2007 ALL RIGHTS RESERVED

CLARIDA & ZIEGLER ENGINEERING CO.
 308 South Court St, P.O. Box 937
 Marion, Illinois 62959
 Phone - (618)993-6411, Fax - (618)993-6750

MAILBOX TURNOUT DETAILS AND SCHEDULES AND RIGHT-OF-WAY MARKER SCHEDULE
 LAKE OF EGYPT ROAD
 WILLIAMSON COUNTY, ILLINOIS

Date: 2/14/02 DR. By: S.M.W. CK'D By: H.C.C.
 Scale: NONE Job No. 00044 Sheet No. 6 of 86