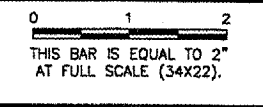



CA003

K:\Springfield\0503503\Draw\Sheets
 FILE: ELECO4.dwg
 UPDATE BY: Dave Allen
 PLOT DATE: 5/4/2007 10:41 AM
 Capitol_Base
 Base_ExistTopo_TxyB
 IbmInfo
 BASE_PROGEO
 BASE_PROPELEC
 KEY

REVISIONS		
NUMBER	BY	DATE



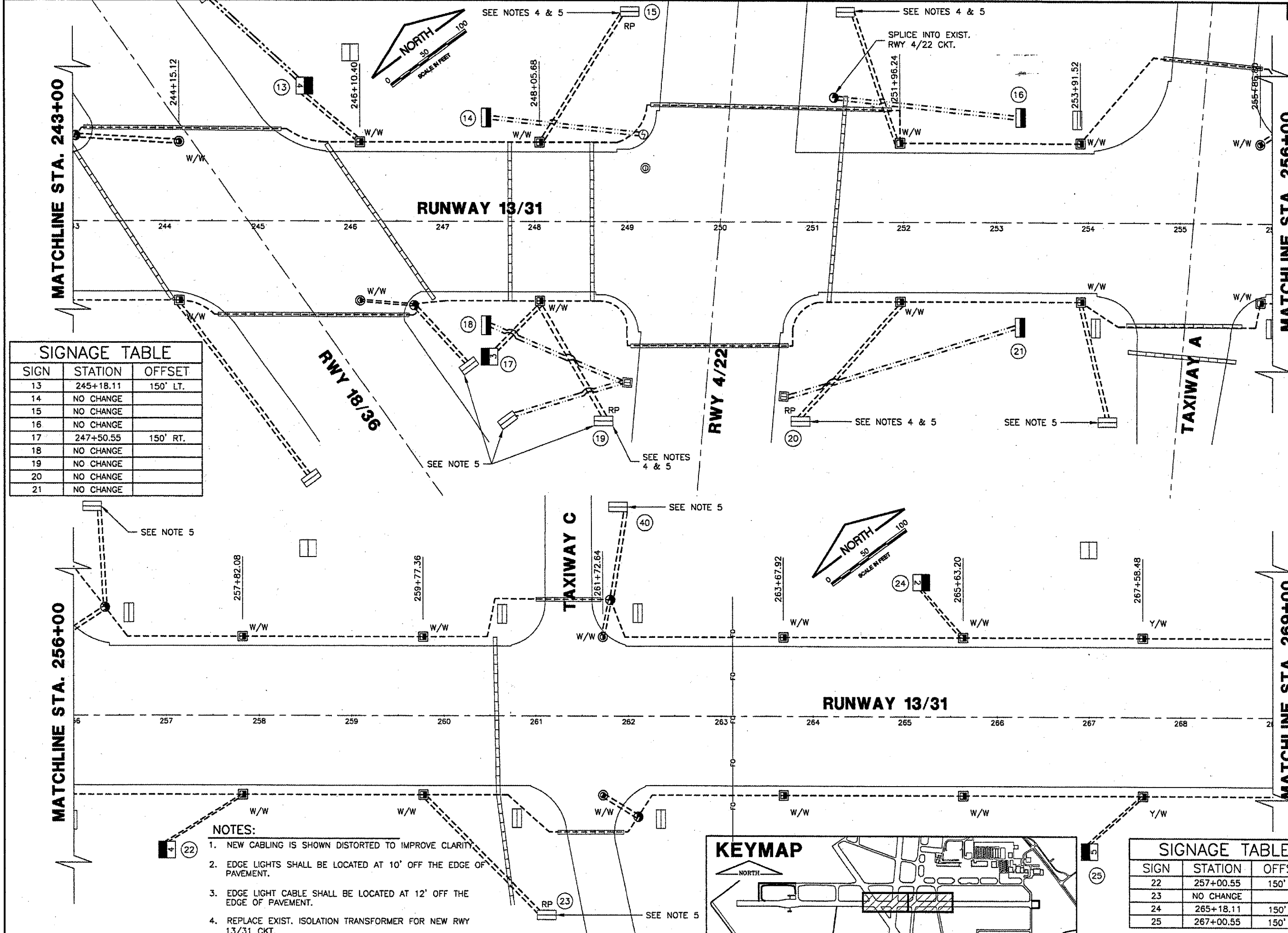

SPRINGFIELD AIRPORT AUTHORITY
ABRAHAM LINCOLN CAPITAL AIRPORT
SPRINGFIELD, ILLINOIS

CONSTRUCT RUNWAY 13/31 RSA IMPROVEMENTS
ELECTRICAL & LIGHTING PLAN 4

© Copyright CMT, Inc.
CMT
 CRAWFORD, MURPHY & TILLY, INC.
 CONSULTING ENGINEERS
 License No. 08-P-006613

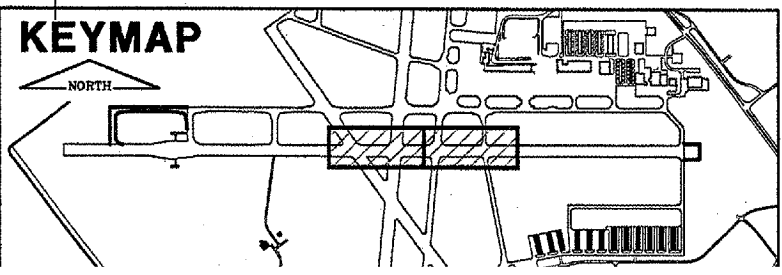
DESIGN BY: RLV
 DRAWN BY: DPA
 CHECKED BY: RLV
 APPROVED BY: RLV
 DATE: 04/24/07
 JOB No: 05035-03

IL PROJ. NO. SPI-3488
 AIP PROJ. NO. 3-17-0096-42



SIGN	STATION	OFFSET
13	245+18.11	150' LT.
14	NO CHANGE	
15	NO CHANGE	
16	NO CHANGE	
17	247+50.55	150' RT.
18	NO CHANGE	
19	NO CHANGE	
20	NO CHANGE	
21	NO CHANGE	

- NOTES:**
1. NEW CABLING IS SHOWN DISTORTED TO IMPROVE CLARITY.
 2. EDGE LIGHTS SHALL BE LOCATED AT 10' OFF THE EDGE OF PAVEMENT.
 3. EDGE LIGHT CABLE SHALL BE LOCATED AT 12' OFF THE EDGE OF PAVEMENT.
 4. REPLACE EXIST. ISOLATION TRANSFORMER FOR NEW RWY 13/31 CKT.
 5. REMOVE EXISTING HOLD SIGN FROM EXISTING CIRCUIT AND ADD TO NEW CIRCUIT. MAKE CABLING REVISIONS TO



SIGN	STATION	OFFSET
22	257+00.55	150' RT.
23	NO CHANGE	
24	265+18.11	150' LT.
25	267+00.55	150' RT.