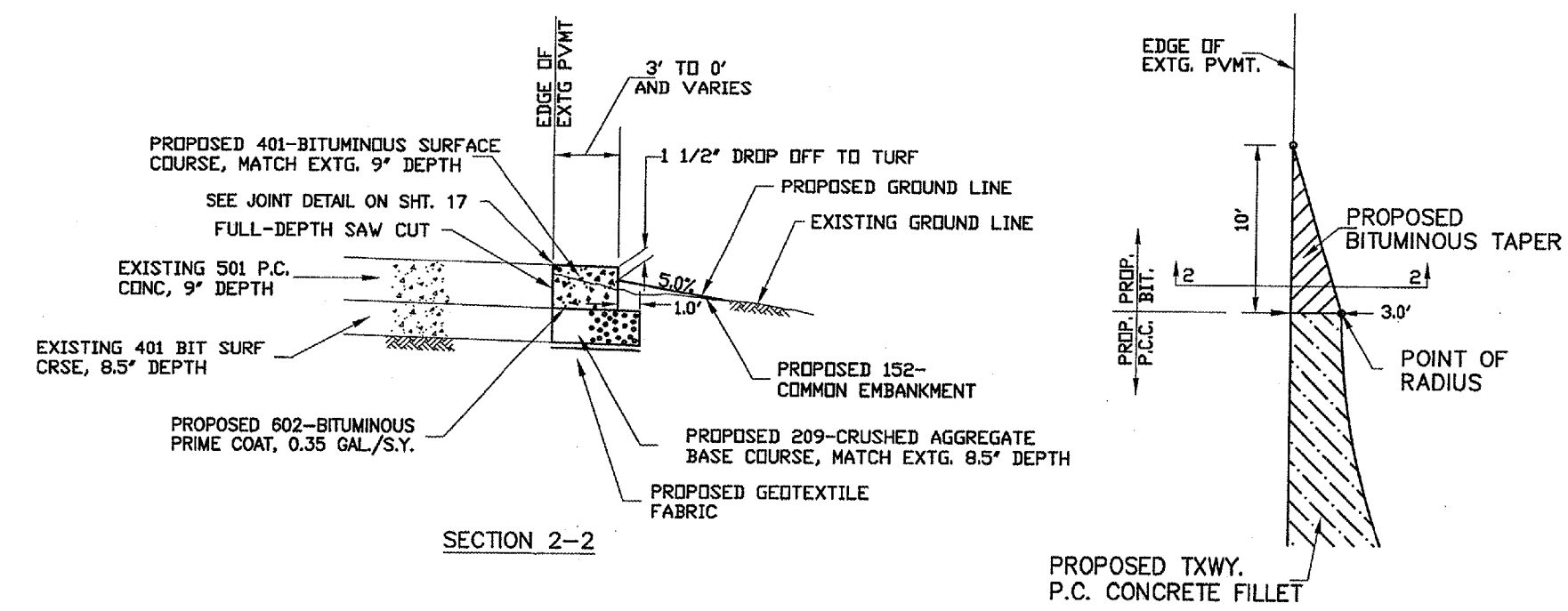
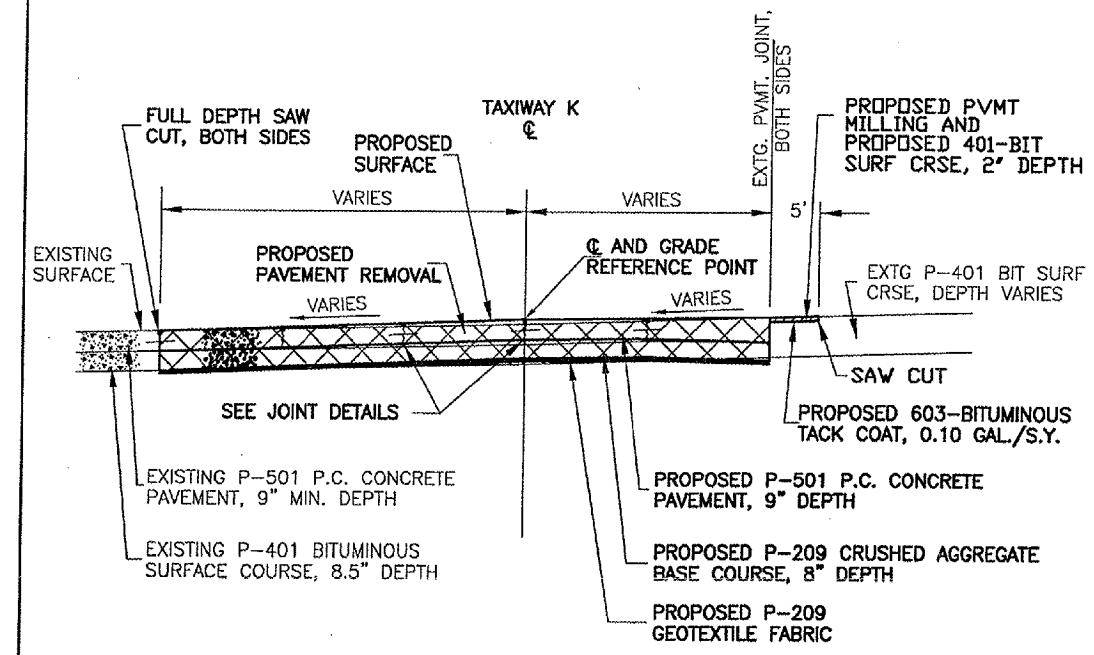


TYPICAL SECTION
 PROPOSED BITUMINOUS FILLET:
 RUNWAY 5, STA. 14+86 TO STA. 15+60, LT.
 AND TAXIWAY K, STA. 215+03 TO STA. 215+76, RT.

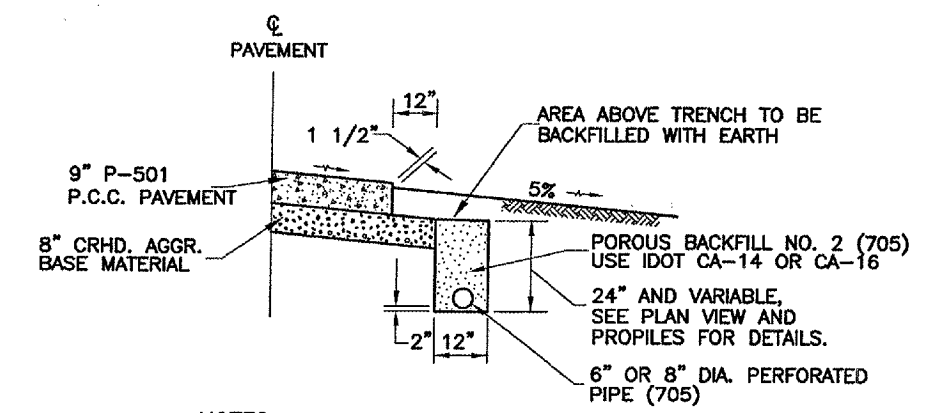
NOTE :
 DEPTH OF 209 CRHD AGGRE BSE CRSE:
 R-5, STA 14+86 - 15+60 LT.: TAPER FROM 19" TO 12" IN 10', THEN 12"
 T-K, STA 215+03 - 215+76 RT.: TAPER FROM 17" TO 6" IN 10', THEN 6"

PROPOSED TYPICAL SECTION
 TAXIWAY K STA. 215+59.37 TO STA. 215+96.81



TYPICAL SECTION
 BITUMINOUS TAPER AT EDGE OF TXWY :
 TAXIWAY K, STA. 215+58, LT.

PLAN VIEW
 BITUMINOUS TAPER



- NOTES :
- 1) PIPE UNDERDRAIN MATERIAL SHALL MEET THE MATERIAL REQUIREMENTS OF ITEM 705 AND THE SPECIAL PROVISIONS.
 - 2) PIPE UNDERDRAIN TO BE INSTALLED BEFORE PLACEMENT OF PAVEMENT & CRUSHED AGGR.
 - 3) COST OF POROUS BACKFILL NO. 2 (CA-14 OR CA-16), BENDS AND FITTINGS TO BE INCLUDED IN THE UNIT PRICE FOR UNDERDRAINS.
 - 4) NO ADDITIONAL COMPENSATION SHALL BE MADE FOR CHANGES IN ELEVATIONS MADE BY THE RESIDENT ENGINEER.
 - 5) PIPE UNDERDRAIN TO BE INSTALLED ON BOTH SIDES OF PAVEMENT.

PERFORATED PIPE
 UNDERDRAIN DETAIL

irport\A06T025 R5 EXTN, PVMT\TYP.dwg, 5/11/2007 10:14:58 AM