

GENERAL NOTES:

- AT THE START OF THE PROJECT THE CONTRACTOR SHALL ASSUME RESPONSIBILITY FOR MAINTENANCE OF THE EXISTING, AND THE PERMANENT LIGHTING IN COMPLIANCE WITH THE SPECIFICATIONS.
- THE CONTRACTOR SHALL REQUEST A FORMAL MAINTENANCE TRANSFER BEFORE ANY WORK, LIGHTING OR OTHER BEGINS. THE CONTRACTOR SHALL CONTACT THE VILLAGE OF STICKNEY AT 708-749-4400, AND THE TOWN OF CICERO DEPARTMENT OF PUBLIC WORKS OFFICES AT 708-656-3600.
- IT SHALL BE CONTRACTOR'S RESPONSIBILITY TO MARK THE PROPOSED LOCATIONS OF ALL LIGHT POLES. THE RESIDENT ENGINEER SHALL EXAMINE THE PROPOSED LOCATIONS AND SHALL CONFIRM THEM BEFORE THE LIGHT POLES ARE INSTALLED.
- A GROUND ROD SHALL BE INSTALLED AT EACH LIGHT POLE FOUNDATION, AS INDICATED IN THE STANDARD DETAILS.
- THE CONTRACTOR SHALL MAKE SPECIAL NOTE OF THE REQUIREMENTS FOR GROUNDING. THE GROUNDING CONNECTIONS AT THE FOUNDATIONS SHALL BE WELDED BY EXOTHERMIC WELDING. THE GROUNDING CONNECTIONS SHALL BE INSPECTED AND APPROVED BY THE RESIDENT ENGINEER PRIOR TO POURING CONCRETE OR BACK FILLING, AS APPLICABLE.
- ALL THE PROPOSED LIGHTING UNITS SHALL BE INSTALLED ON CONCRETE FOUNDATIONS. NO LIGHT POLE SHALL BE ERECTED UNTIL THE RESPECTIVE FOUNDATION HAS CURED, AS APPROVED BY THE RESIDENT ENGINEER.
- TO MAINTAIN THE STRUCTURAL INTEGRITY OF THE LIGHT POLES AND OF THE MAST ARMS, THE LIGHT POLES SHALL NOT BE ERECTED AND LEFT TO STAND WITHOUT THE LUMINAIRES. THE LIGHT POLES WILL NOT BE PAID FOR UNTIL THE LUMINAIRES ARE INSTALLED.
- QUANTITIES OF BORED AND PULLED CONDUIT AND CONDUIT PUSHED, WHERE INDICATED ON THE DRAWINGS, ARE APPROXIMATE QUANTITIES ONLY. THE CONTRACTOR SHALL FIELD VERIFY ALL LENGTHS AND SHALL INSTALL RACEWAYS IN COMPLETE COMPLIANCE WITH THE SPECIFIED REQUIREMENTS. ALL CONDUIT IS TO BE BORED AND PULLED UNLESS OTHERWISE NOTED.
- FROM STA. 519+62 TO 533+90 AND STA. 543+95 TO 544+03 ON THE WEST SIDE OF CICERO AVENUE, THE PROPOSED LIGHT POLES SHALL BE SET ON NEW FOUNDATIONS DIRECTLY BEHIND THE PROPOSED SIDEWALKS OR AS CLOSE TO THE LIMITS OF THE ROW AS POSSIBLE. THE CENTER LINE OF THE PROPOSED LIGHT POLES WILL THUS BE APPROXIMATELY 7 FEET FROM THE BACK OF CURB OR 1 FOOT INSIDE OF THE EXISTING ROW UNLESS OTHERWISE NOTED. FOUNDATIONS THAT DO NOT MEET THIS CRITERIA SHALL BE PLACED AS CLOSE AS POSSIBLE TO THE EXISTING FENCE WALL BUT WITHIN THE EXISTING ROW ALONG THE WEST SIDE OF CICERO AVENUE IN ORDER TO MAINTAIN MINIMUM ADA CLEARANCE. LIGHT POLES INSTALLED ON THE EAST SIDE OF CICERO AVENUE SHALL BE INSTALLED ON EXISTING FOUNDATIONS WITH NEW BREAKAWAY COUPLINGS.
- EXISTING LIGHTING TO BE REMOVED AND NOT RELOCATED MUST BE SALVAGED AND RETURNED TO VILLAGE OF STICKNEY OR THE TOWN OF CICERO PUBLIC WORKS. THIS SHALL INCLUDE ANY FABRICATED OR PREFABRICATED OBJECT USED AS A PROTECTIVE COVERING FOR ANY EXISTING LIGHTING FOUNDATION WITHIN THE PROJECT LIMITS. THE CONTRACTOR MUST ARRANGE AN INSPECTION WITH THE VILLAGE OF STICKNEY OR TOWN OF CICERO PUBLIC WORKS PERSONNEL PRIOR TO THE REMOVAL OF ANY LIGHTING UNITS. ANY DAMAGE INCURRED AS A RESULT OF LIGHTING UNIT REMOVAL OR STORAGE MUST BE REPAIRED AT THE CONTRACTORS COST TO THE SATISFACTION OF THE VILLAGE OF STICKNEY OR TOWN OF CICERO PUBLIC WORKS REPRESENTATIVE. NO ADDITIONAL PAYMENT WILL BE MADE.
- REFER TO THE TRAFFIC SIGNAL PLANS FOR THE EXACT LOCATIONS OF EXISTING AND PROPOSED TRAFFIC SIGNAL POLES AT THE INTERSECTION OF CITIES SERVICE DRIVE.
- TRENCHES FOR LIGHTING RACEWAYS AND BORED AND PULLED DUCT SHALL HAVE A MINIMUM DEPTH OF 30 INCHES.
- CONTRACTOR SHALL CLEAN, RELAMP, AND SERVICE EXISTING LUMINAIRES ON ALL EXISTING LIGHT STANDARDS THAT ARE NOT BEING REPLACED WITHIN THE PROJECT LIMITS. IF THE EXISTING POLE IS MISSING THE POLE HAND HOLE COVER OR PROTECTIVE SHROUD FOR THE BREAKAWAY COUPLINGS, IT SHALL BE REPLACED AND INCLUDED IN THE COST OF THIS PAY ITEM. NO ADDITIONAL PAYMENT SHALL BE MADE.
- THE LIGHT STANDARDS ADJACENT TO THE EXISTING BUS SHELTERS ALONG THE WEST SIDE OF CICERO AVENUE INCLUDE AN EXISTING POLE MOUNTED FLOOD LIGHT ATTACHED TO SERVICE THE EXISTING BUS SHELTERS. THE CONTRACTOR SHALL TAKE CARE TO PROTECT AND RESTORE THE POLE MOUNTED FLOOD LIGHTS ON THE RELOCATED LIGHT STANDARDS. THIS COST SHALL BE INCLUDED IN THE COST OF "RELOCATE EXISTING LIGHTING UNIT". NO ADDITIONAL PAYMENT SHALL BE MADE.
- CONTRACTOR SHALL STAGE CONSTRUCTION TO MAINTAIN CONTINUOUS LIGHTING ON AT LEAST ONE SIDE OF THE STREET AT ALL TIMES THROUGHOUT THE DURATION OF THE PROJECT.











BILL OF MATERIALS

DESCRIPTION	UNIT	QUANTITY
UNDERGROUND CONDUIT, GALVANIZED STEEL, 3" DIA.	FOOT	208
LUMINAIRE, SODIUM VAPOR, HORIZONTAL MOUNT, 250 WATT	EACH	11
LIGHT POLE, ALUMINUM, 35 FT. M.H., 12 FT. MAST ARM	EACH	11
LIGHT POLE FOUNDATION, 24" DIAMETER	FOOT	207
BREAKAWAY DEVICE, COUPLING WITH ALUMINUM SKIRT	EACH	108
REMOVE EXISTING LIGHTING UNIT, SALVAGE	EACH	2
REMOVAL OF POLE FOUNDATION	EACH	23
RELOCATE EXISTING LIGHTING UNIT	EACH	16
CLEAN, RELAMP AND MAINTENANCE OF EXISTING LUMINAIRE	EACH	50
INTERCEPT EXISTING CONDUIT	EACH	3
MAINTAIN EXISTING LIGHTING SYSTEM	L SUM	3
UNIT DUCT, 600V, 3-1C NO.6, 1/C NO.8 GROUND, (XLP-TYPE USE), 1 1/4" DIA. POLYETHYLENE	FOOT	2692

NOTE:

THE ENVIRONMENTAL FIRM IS REQUIRED TO CONTINUOUSLY MONITOR FOR WORKER PROTECTION AND SOIL CONTAMINATION AT SEVERAL AREAS. SEE SPECIAL PROVISION AND SUPPLEMENTAL SPECIFICATIONS FOR DETAILS.

LEGEND

-  EXISTING LIGHTING UNIT TO BE REMOVED AND RELOCATED
-  PROPOSED LIGHTING UNIT 35 FOOT M.H., 12 FOOT M.A., 250W HPS M-C-III LUMINAIRE
-  EXISTING LIGHTING UNIT
-  LOCATION OF REINSTALLED LIGHTING UNIT
-  EXISTING CONCRETE LIGHTING FOUNDATION TO BE REUSED
-  EXISTING CONCRETE LIGHTING FOUNDATION TO BE REMOVED
-  EXISTING LIGHTING CONTROLLER
-  EXISTING COMED SERVICE POLE
-  PROPOSED GALVANIZED STEEL CONDUIT 3" PUSHED, AS INDICATED ON THE PLANS
-  PROPOSED UNIT DUCT, BORED AND PULLED, WITH 3-1/C No. 6 AND 1/C No. 8 GROUND, 600V (XLP-TYPE USE), 1 1/4" DIA., POLYETHYLENE

FILE NAME =	USER NAME = #USER#	DESIGNED - MK	REVISED -	STATE OF ILLINOIS DEPARTMENT OF TRANSPORTATION	IL RTE. 50 (CICERO AVE.) - (34TH STREET TO PERSHING ROAD)		F.A.P. RTE.	SECTION	COUNTY	TOTAL SHEETS	SHEET NO.	
#FILES#		DRAWN - YJ	REVISED -		ROADWAY LIGHTING GENERAL NOTES, BILL OF MATERIALS, LEGEND		350	2010-050-1	COOK	44	16	
	PLOT SCALE = #SCALE#	CHECKED - GR	REVISED -		SCALE: N.T.S.	SHEET NO. OF SHEETS	STA.	TO STA.	CONTRACT NO. 60L26			
	PLOT DATE = #DATE#	DATE - 10/14/11	REVISED -		ILLINOIS FED. AID PROJECT							