


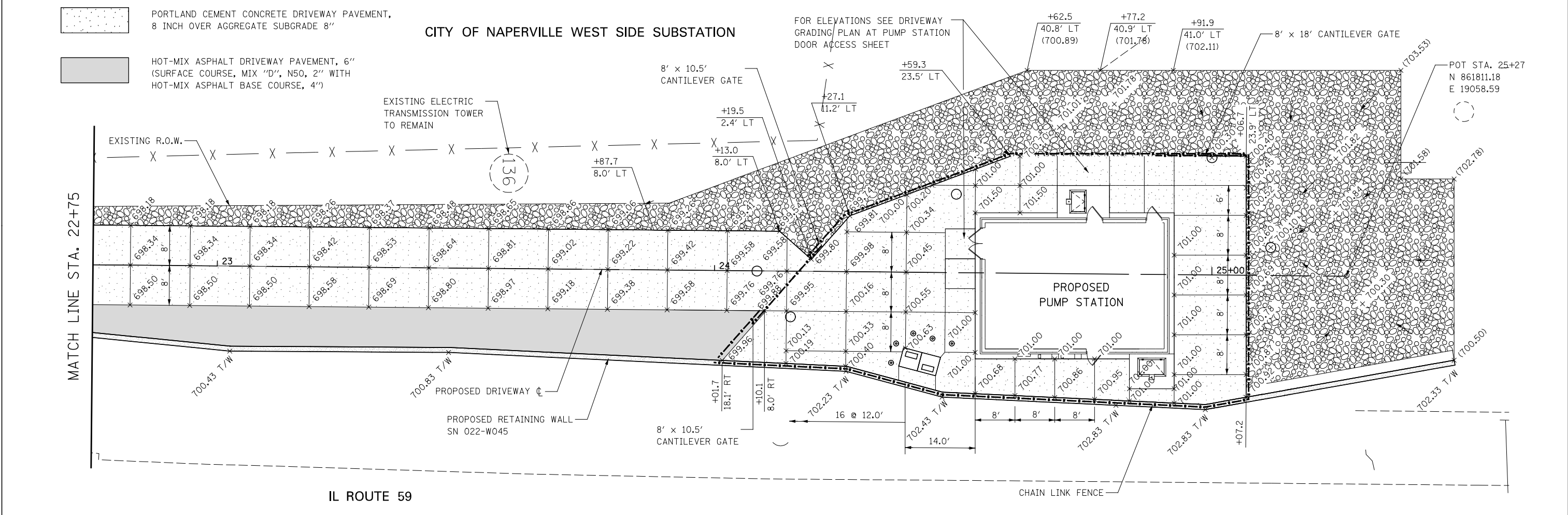


LEGEND

-  AGGREGATE SHOULDERS, TYPE A 6"
-  PORTLAND CEMENT CONCRETE DRIVEWAY PAVEMENT, 8 INCH OVER AGGREGATE SUBGRADE 8"
-  HOT-MIX ASPHALT DRIVEWAY PAVEMENT, 6" (SURFACE COURSE, MIX "D", N50, 2" WITH HOT-MIX ASPHALT BASE COURSE, 4")



USER NAME - *USER*	DESIGNED - RTA	REVISED
DRAWN - KEA	CHECKED - PJO	REVISED -
PLOT SCALE - *SCALE*	DATE - 03-22-2012	REVISED -
PLOT DATE - *DATE*		

**STATE OF ILLINOIS
DEPARTMENT OF TRANSPORTATION**

DRIVEWAY PLAN				
SCALE: AS SHOWN	SHEET NO.	OF SHEETS	STA.	TO STA.

F.A.P. RTE.	SECTION	COUNTY	TOTAL SHEETS	SHEET NO.
338/IL 59	2011-035-I	DUPAGE	181	26
CONTRACT NO. 60P41				
ILLINOIS FED. AID PROJECT				