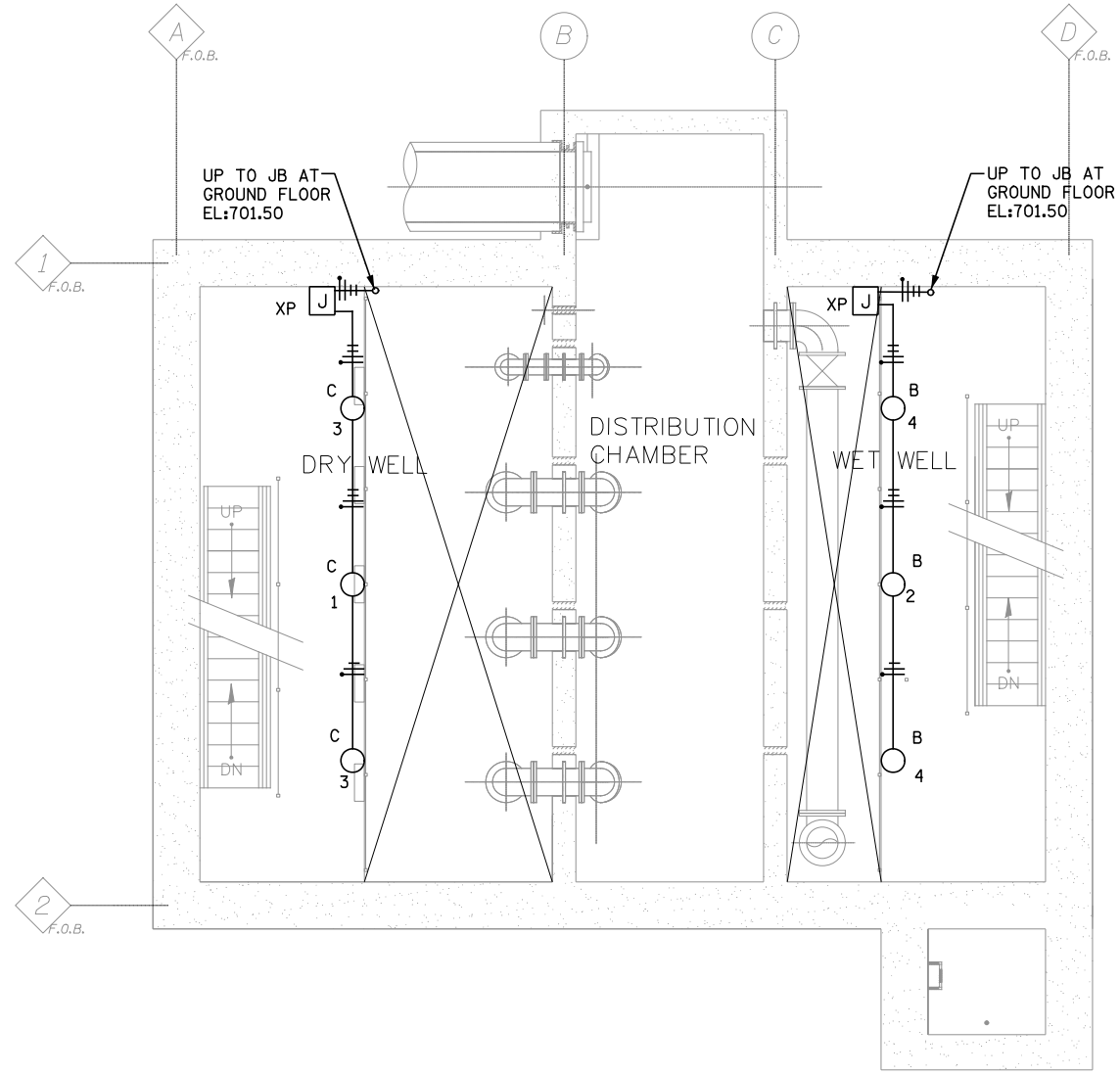


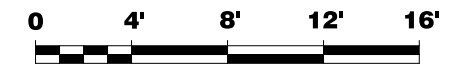
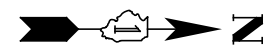
1 GROUND FLOOR LIGHTING/RECEPTACLE PLAN - EL: 701.50  
SCALE: 1/4" = 1'-0"



2 INTERMEDIATE FLOOR (-1) LIGHTING/RECEPTACLE PLAN - EL:692.75  
SCALE: 1/4" = 1'-0" - DISCHARGE EL:694.00

**NOTES:**

- SEE SHT. E11 FOR LIGHTING PANEL SCHEDULE AND LIGHTING FIXTURE SCHEDULE.
- ELECTRICAL INSTALLATION AND EQUIPMENT WITHIN ENTIRE WET AND DRY WELL AREA SHALL BE PER N.E.C. CLASS I DIV. 2.



SCALE IN FEET

E7

<b>KNIGHT</b> Engineers & Architects	USER NAME = *USER*	DESIGNED - MCP	REVISED -	<b>STATE OF ILLINOIS</b> <b>DEPARTMENT OF TRANSPORTATION</b>	<b>PUMP STATION 47 LIGHTING AND RECEPTACLE PLANS</b>				F.A.P. RTE.	SECTION	COUNTY	TOTAL SHEETS	SHEET NO.
	PLOT SCALE = *SCALE*	DRAWN - MLB	REVISED -						338/IL 59	2011-035-I	DUPAGE	181	167
	PLOT DATE = *DATE*	CHECKED - MCP	REVISED -						CONTRACT NO. 60P41				
					SCALE:	SHEET NO.	OF SHEETS	STA.	TO STA.	ILLINOIS FED. AID PROJECT			