







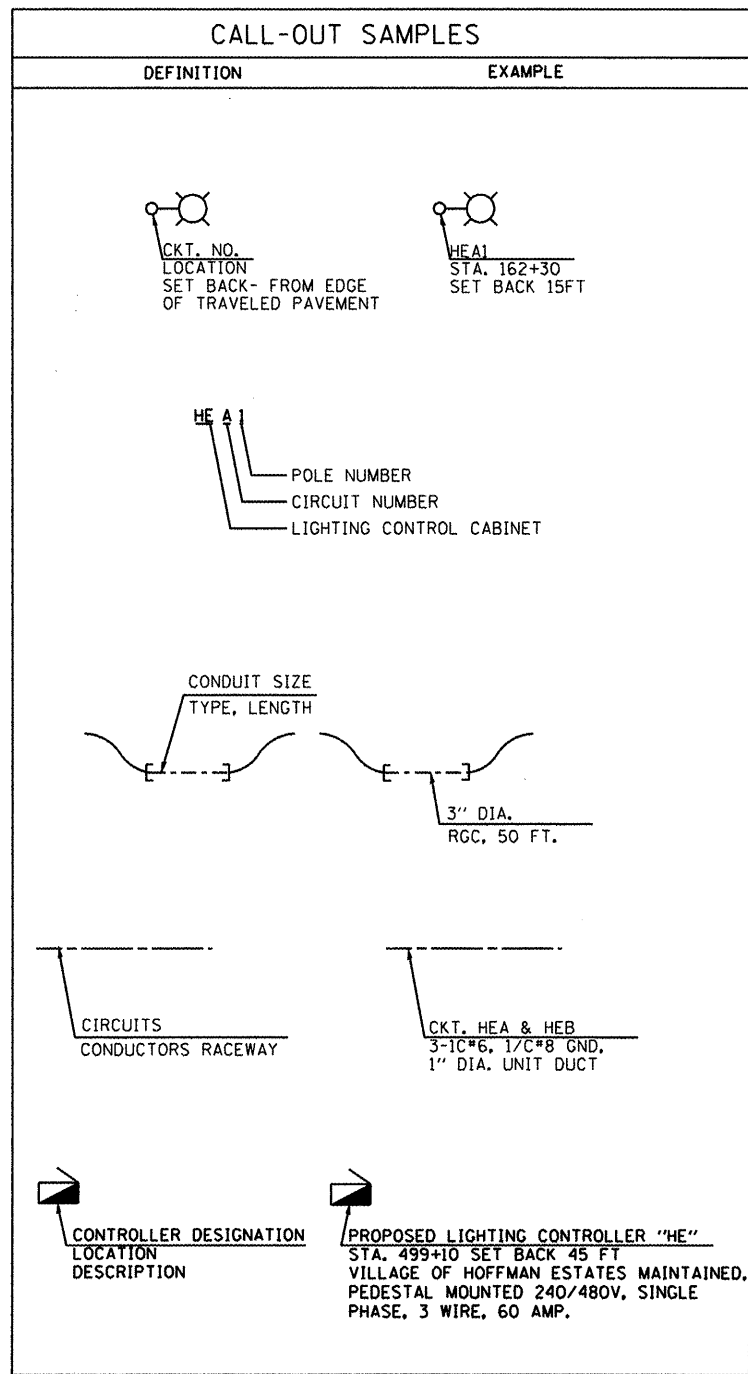


**LEGEND**

-  PROPOSED LIGHTING UNIT  
47.5' M.H., 15' M.A., 400W, 240V HPS  
COBRA HEAD LUMINAIRE, TYPE MC-III,  
TRANSFORMER BASE BREAKAWAY
-  EXISTING RELOCATED LIGHTING UNIT
-  EXISTING LIGHT UNIT  
TO REMAIN IN PLACE
-  UNDERGROUND CONDUITS  
SIZE AS INDICATED
-  UNIT DUCT, AS SPECIFIED IN PLANS
-  LIGHTING CONTROLLER CABINET, AS  
SPECIFIED IN PLANS
-  PROPOSED ELECTRIC SERVICE TRANSFORMER  
BY COMED ON EXISTING OR PROPOSED  
UTILITY WOOD POLE
-  ELECTRIC GROUND ROD




**ABBREVIATIONS**

SYMBOL	DESCRIPTION
AC	ALTERNATING CURRENT
A/C	AERIAL CABLE
AFG	ABOVE FINISHED GRADE
CB	CIRCUIT BREAKER
CKT	CIRCUIT
CM	CENTIMETER
CNC	COILABLE NONMETALLIC CONDUIT
CT	CURRENT TRANSFORMER
CP	CONTROL PANEL
DA	DAVIT ARM
DC	DIRECT CURRENT
DIA	DIAMETER
DP	DISTRIBUTION PANEL
E	EXISTING UNIT TO REMAIN
ECA	ELECTRIC CABLE ASSEMBLY
EM	EXISTING UNIT TO BE MODIFIED (e.g. NEW LUMINAIRE, BALLAST OR MAST ARM)
ER	EXISTING RELOCATED UNIT
ET	EXISTING TEMPORARY UNIT TO REMAIN
ETR	EXISTING TEMPORARY RELOCATED UNIT
FT	FEET OR FOOT
FND BW	FOUNDATION BARRIER WALL
FND BW OS	FOUNDATION BARRIER WALL OFFSET
FND CON	FOUNDATION CONCRETE
FND CON OS	FOUNDATION CONCRETE OFFSET
FND MET	FOUNDATION METAL
FND PW	FOUNDATION PARAPET WALL
FU	FUSE
GND	GROUND
HID	HIGH INTENSITY DISCHARGE
JB	JUNCTION BOX
KVA	KILOVOLT-AMPERE
KW	KILOWATTS
M	METER
MA	MAST ARM
MM	MILLIMETER
MH	MOUNTING HEIGHT
NO. #	NUMBER
P	PROPOSED
PB	PUSH BUTTON
PNL	PANEL
PVCC RCC	PVC COATED RIGID GALVANIZED CONDUIT
PT	POTENTIAL TRANSFORMER
R	EXISTING UNIT TO BE REMOVED (OWNER SALVAGED U.N.O.)
RR	EXISTING UNIT TO BE REMOVED AND REINSTALLED
RECP	RECEPTACLE
RGC	RIGID GALVANIZED CONDUIT
RGS	RIGID GALVANIZED STEEL
SEL SW	SELECTOR SWITCH
SPARE	SPARE
SPACE	SPACE
SS	STAINLESS STEEL
STA	STATION
T	TEMPORARY LIGHTING UNIT
TB	TRANSFORMER BASE
TMP	TEMPORARY
TR	TEMPORARY UNIT TO BE REMOVED, SALVAGE EQUIPMENT AS SPECIFIED
TRR	TEMPORARY UNIT TO BE REMOVED AND RELOCATED
TUR	TEMPORARY UNIT ON UTILITY POLE TO BE REMOVED
UD	UNIT DUCT
U.N.O.	UNLESS NOTED OTHERWISE
WP	WOOD POLE
XFMR	TRANSFORMER

**GENERAL NOTES:**

1. THE ELECTRICAL WORK SHALL BE PERFORMED IN ACCORDANCE WITH THE IDOT STANDARD SPECIFICATIONS FOR ROAD AND BRIDGE CONSTRUCTION AND ASSOCIATED SUPPLEMENTAL SPECIFICATIONS AND RECURRING SPECIAL PROVISIONS (LATEST EDITION).
2. BREAKAWAY DEVICE, TRANSFORMER BASE, 9", SHALL BE INSTALLED ON ALL GROUND MOUNTED POLES WITH 15" BOLT CIRCLE ON 24" DIA. FOUNDATION AS SHOWN IN THE PLANS.
3. SET BACK DISTANCES FOR LIGHT POLES ARE MEASURED FROM THE EDGE OF PAVEMENT TO THE CENTER OF POLE.
4. CONTRACTOR SHALL FIELD VERIFY UTILITY LOCATIONS AND PROPERLY MAINTAIN AND PROTECT ALL KNOWN ABOVE GROUND AND UNDERGROUND UTILITIES FROM DAMAGE OR SERVICE INTERRUPTION. CONTACT J.U.L.I.E. AT 1-800-892-0123 48 HOURS BEFORE ANY EXCAVATION WORK TO ENSURE ALL EXISTING UTILITIES ARE IDENTIFIED AND ASSISTANCE IS OBTAINED WITH WORK RELATED TO ACCURATELY LOCATING UNDERGROUND UTILITIES. ANY DAMAGE TO EXISTING UTILITIES WILL BE REPLACED WITH NEW AT CONTRACTORS COST.



*Subrata Mukherjee*  
 SUBRATA MUKHERJEE, P.E.  
 NO. 062-052419  
 EXPIRES: 11/30/2013  
 SHEETS 34-38

4-4-2012

FILE NAME: K:\PROJECTS\Projects 2011\Illinois\Various\ILL\_Rte 72 at Beverly Rd\IDB099-Lighting Ldgn  
 SCALE: AS SHOWN  
 DATE: 4/4/2012

**GO** GANDHI AND ASSOCIATES, INC.  
 ENGINEERS AND PLANNERS  
 6035 N. NORTHWEST HIGHWAY  
 SUITE 306  
 CHICAGO, ILLINOIS 60631 TEL. (773) 774-5910

DESIGNED - SM	REVISED -
DRAWN - SM	REVISED -
CHECKED - PKG/MA	REVISED -
DATE - 4/4/2012	REVISED -

**STATE OF ILLINOIS  
 DEPARTMENT OF TRANSPORTATION**

**IL 72 - HIGGINS RD  
 AT BEVERLY RD AND AT ROCK ROAD DR**

**LIGHTING LEGEND AND  
 GENERAL NOTES**

SCALE: SHEET NO. OF SHEETS STA. TO STA.

F.A.P. RTE.	SECTION	COUNTY	TOTAL SHEETS	SHEET NO.
341	2011-071-N	COOK/KANE	56	34
CONTRACT NO. 60P90				
FED. ROAD DIST. NO. 1 ILLINOIS FED. AID PROJECT				