







**GENERAL ELECTRICAL PLAN NOTES**

1. THE CONTRACTOR SHALL SUBMIT FOR THE RESIDENT ENGINEER'S REVIEW WITHIN 30 DAYS AFTER CONTRACT EXECUTION, EIGHT COPIES OF APPROVED MANUFACTURER'S PRODUCT DATA AND DETAILED SHOP DRAWINGS TO THE RESIDENT ENGINEER.
2. THE QUANTITIES OF RACEWAY WHERE INDICATED IN THESE PLANS ARE APPROXIMATIONS ONLY. THE CONTRACTOR SHALL FIELD VERIFY ALL LENGTHS AND SHALL INSTALL RACEWAYS IN COMPLETE COMPLIANCE WITH THE SPECIFIED REQUIREMENTS.
3. THE CONTRACTOR SHALL NOTIFY J.U.L.I.E. TO LOCATE AND MARK/STAKE ALL UNDERGROUND UTILITIES.
4. TRENCHES FOR LIGHTING CIRCUITS SHALL HAVE A MINIMUM DEPTH OF 30".
5. THE CONTRACTOR SHALL COORDINATE THE FOUNDATION HEIGHTS WITH THE FINISHED GRADE ELEVATION SO FOUNDATION DOES NOT PROTRUDE BEYOND SPECIFIED REQUIREMENTS.
6. AT THE COMPLETION OF THE PROJECT THE LIGHTING SYSTEMS SHALL BE OWNED AND MAINTAINED BY THE ILLINOIS DEPARTMENT OF TRANSPORTATION.
7. LIGHTING SYSTEM INSTALLATION SHALL CONFORM TO THE LATEST IDOT STANDARDS, NEC AND LOCAL CODES.
8. ALL ELECTRICAL EQUIPMENT AND PRODUCTS SHALL BE U/L LISTED AND LABELED.
9. THE CONTRACTOR SHALL SUBMIT FOUR (4) SETS OF FULL SIZED COMPLETE AND ACCURATE "RECORD DRAWINGS" TO THE ENGINEER FOR REVIEW AND COMMENT. AS SPECIFIED, THE "RECORD DRAWINGS" SHALL BE UPDATED ON A REGULAR BASIS AND DEPICT ALL ROADWAY LIGHTING MATERIAL INSTALLATIONS WITH ANY CHANGES INDICATED IN RED. "REPRODUCIBLE RECORD DRAWINGS" SHALL BE SUBMITTED AT LEAST 7 DAYS BEFORE SCHEDULING A FINAL INSPECTION.
10. PROVIDE 9-INCH HIGH TRANSFORMER BASE FOR EACH RELOCATED POLE.
11. EXISTING TAPERED ALUMINUM POLE IS 47-1/2 FOOT HIGH WITH 15-FOOT MAST ARM.
12. THE CONTRACTOR SHALL NOTIFY THE IDOT ELECTRICAL MAINTENANCE SECTION AT (708)-524-2145 TO LOCATE UNDERGROUND ELECTRIC CABLE AND TRANSFER THE MAINTENANCE TO ELECTRICAL CONTRACTOR.

**LEGEND**

-  RELOCATED LIGHTING UNIT (PROPOSED LOCATION)
-  EXISTING LIGHTING UNIT
-  UNIT DUCT 3 1/2" #2 WITH 1/2" #4 GROUND IN 1 1/2" POLYETHYLENE
-  EXISTING UNIT DUCT
-  EXISTING LIGHTING CONTROLLER
-  GROUND ROD

PAY ITEM	DESCRIPTION	UNIT	QUANTITY
81028210	UNDERGROUND CONDUIT, GALVANIZED STEEL, 2 1/2" DIA	FOOT	70
81603081	UNIT DUCT, 600V, 3-1C NO.2, 1/2" NO.4 GROUND, (XLP-TYPE USE), 1 1/2" DIA POLYETHYLENE	FOOT	3,084
83600355	LIGHT POLE FOUNDATION METAL, 15" BOLT CIRCLE, 8" X 6"	EACH	7
83800205	BREAKAWAY DEVICE, TRANSFORMER BASE, 15 INCH BOLT CIRCLE	EACH	7
84200500	REMOVAL OF LIGHTING UNIT, SALVAGE	EACH	7
84200804	REMOVAL OF POLE FOUNDATION	EACH	7
84400105	RELOCATE EXISTING LIGHTING UNIT	EACH	7
89502300	REMOVE ELECTRICAL CABLE IN CONDUIT	FOOT	300
89502380	REMOVE EXISTING HANDHOLE	EACH	1
Z0033028	MAINTENANCE OF LIGHTING SYSTEM	CAL MO	3
X8410102	TEMPORARY LIGHTING SYSTEM	L SUM	1

*Δ Revised 6-4-12*

COMPANY NAME: HRGreen.com  
 PROJECT CONTACT: jmelhuus  
 CLIENT: HRGreen.com  
 FILE NAME: 10-00084-00-CH  
 PLOT DRIVER: pdfrun  
 PER TABLE: standard-trans.tbl



USER NAME = jmelhuus	DESIGNED - PK	REVISED -
	DRAWN - JPA	REVISED -
PLOT SCALE = N.T.S.	CHECKED - JRM	REVISED -
PLOT DATE = 5/23/2012	DATE - 5/23/12	REVISED -

**STATE OF ILLINOIS  
DEPARTMENT OF TRANSPORTATION**

**LIGHTING PLANS  
GENERAL NOTES, SCHEDULE OF QUANTITIES AND LEGEND**

SCALE: N.T.S.	SHEET NO. 1 OF 7 SHEETS	STA. TO STA.	F.A.P. RITE: 338	SECTION: 10-00084-00-CH	COUNTY: COOK	TOTAL SHEETS: 63	SHEET NO.: 35
			FED. ROAD DIST. NO. ILLINOIS FED. AID PROJECT		CONTRACT NO. 63711		