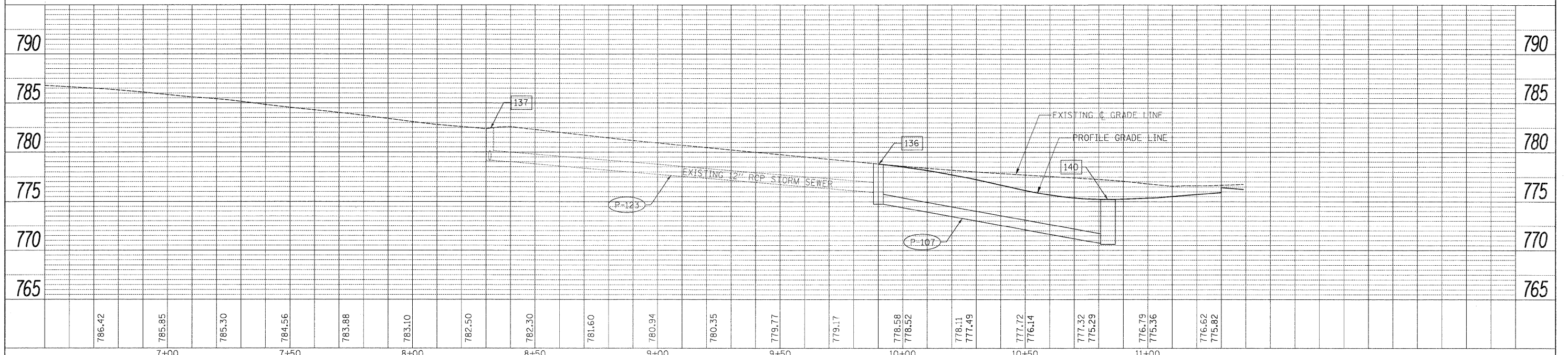
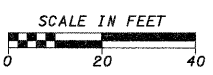
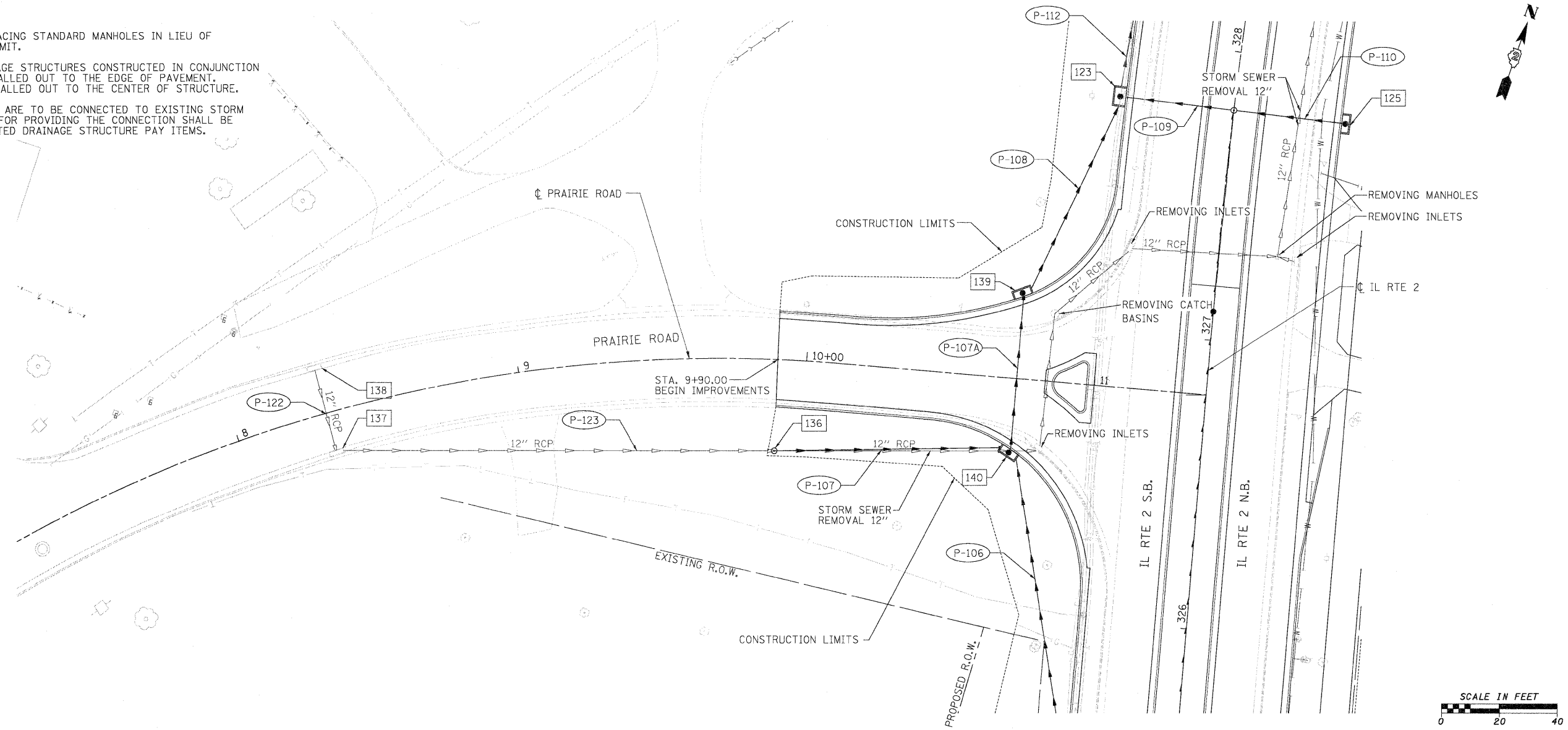


NOTE:

1. CONTRACTOR SHALL HAVE OPTION OF PLACING STANDARD MANHOLES IN LIEU OF FLAT SLAB TOPS WHERE CONDITIONS PERMIT.
2. RIM ELEVATIONS & OFFSETS FOR DRAINAGE STRUCTURES CONSTRUCTED IN CONJUNCTION WITH GUTTER OR CURB & GUTTER ARE CALLED OUT TO THE EDGE OF PAVEMENT. ALL OTHER DRAINAGE STRUCTURES ARE CALLED OUT TO THE CENTER OF STRUCTURE.
3. WHERE PROPOSED DRAINAGE STRUCTURES ARE TO BE CONNECTED TO EXISTING STORM SEWERS AND PIPE CULVERTS, THE COST FOR PROVIDING THE CONNECTION SHALL BE INCLUDED IN THE COST OF THE ASSOCIATED DRAINAGE STRUCTURE PAY ITEMS.

PLAN	SURVEYED	DATE
NOTE BOOK	ALIGNED	
NO.	RT. OF WAY CHECKED	
	CAAD FILE NAME	

PROFILE	SURVEYED	DATE
NOTE BOOK	PLotted	
NO.	B.M. NOTED	
	STRUCTURE NOTATING DRPO	



FILE NAME =	USER NAME = #USER*	DESIGNED - GE	REVISED -	<b>STATE OF ILLINOIS</b> <b>DEPARTMENT OF TRANSPORTATION</b>	<b>PRAIRIE ROAD</b> <b>PROPOSED DRAINAGE PLAN AND PROFILE</b>	F.A.P. RTE.	SECTION	COUNTY	TOTAL SHEETS	SHEET NO.
#FILE#		DRAWN - GE	REVISED -			742	34R	WINNEBAGO	491	223
		CHECKED - SL	REVISED -			CONTRACT NO. 64515				
		PLOT DATE = #DATE*	DATE - 05/2011	REVISED -	SCALE: 1" = 20'	SHEET NO. 30 OF 30 SHEETS	STA. 7+00 TO STA. 11+25	ILLINOIS FED. AID PROJECT		