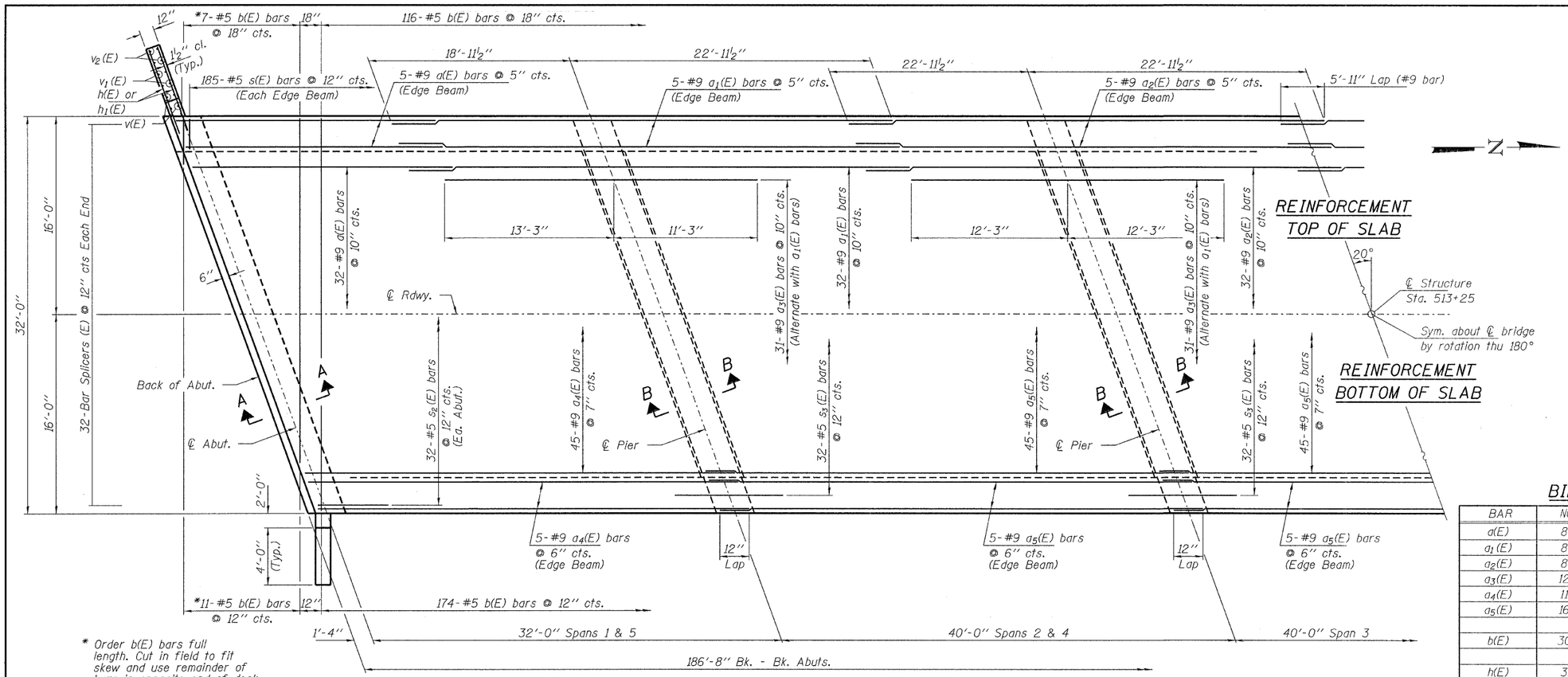

* Order b(E) bars full length. Cut in field to fit skew and use remainder of bars in opposite end of deck.

PLAN

MIN. BAR LAPS

#9 = 5'-11"

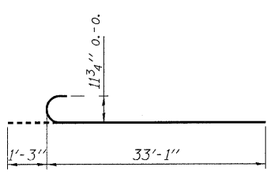

BARS a4(E)

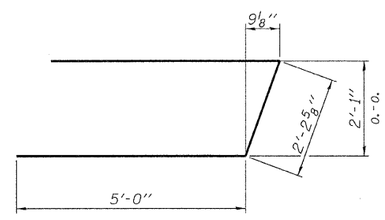

BAR u(E)

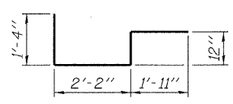

BAR s2(E)

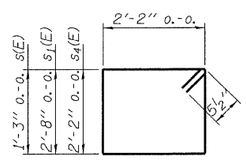

BARS s(E), s1(E) & s4(E)

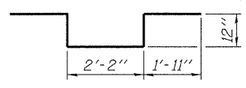

BAR s3(E)

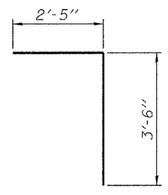

BAR v4(E)

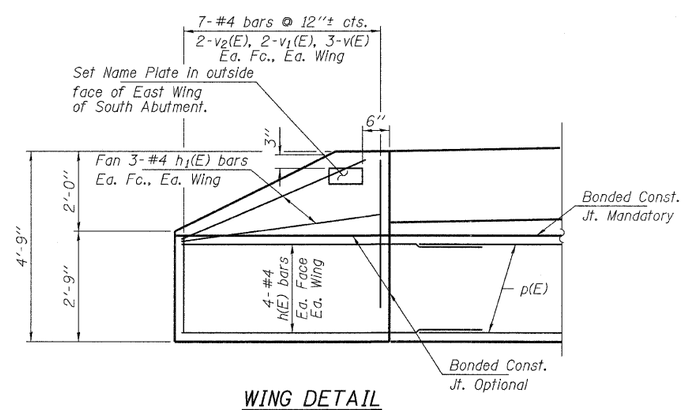

WING DETAIL

(Typ. all Wingwalls)

BILL OF MATERIAL

BAR	NO.	SIZE	LENGTH	SHAPE
a(E)	84	#9	19'-7"	
a1(E)	84	#9	41'-11"	
a2(E)	84	#9	45'-11"	
a3(E)	124	#9	24'-6"	
a4(E)	110	#9	34'-4"	
a5(E)	165	#9	41'-0"	
b(E)	308	#5	31'-8"	
h(E)	32	#4	7'-3"	
h1(E)	24	#4	5'-9"	
p(E)	64	#7	33'-9"	
s(E)	370	#5	7'-9"	
s1(E)	40	#5	10'-7"	
s2(E)	64	#5	6'-5"	
s3(E)	128	#5	8'-0"	
s4(E)	80	#5	9'-7"	
u(E)	40	#6	12'-3"	
v(E)	24	#4	4'-4"	
v1(E)	16	#4	3'-4"	
v2(E)	16	#4	2'-4"	
v3(E)	340	#5	3'-3"	
v4(E)	68	#5	5'-11"	
Concrete Structures			Cu. Yd.	54.2
Concrete Superstructure			Cu. Yd.	308.2
Bridge Deck Grooving			Sq. Ft.	622
Concrete Encasement			Cu. Yd.	36.2
Protective Coat			Sq. Ft.	726
Reinforcement Bars, Epoxy Coated			Pound	99,850
Bar Splicers			Each	64
Furnishing Steel Pile HP12x53			Foot	825
Test Pile Steel HP12x53			Each	1
Name Plates			Each	1

Reinforcement bars designated (E) shall be epoxy coated.
For Elevations, Sections A-A, and B-B see sheet 6 of 12.
For Edge Beam Details see Detail A on sheet 6 of 12.