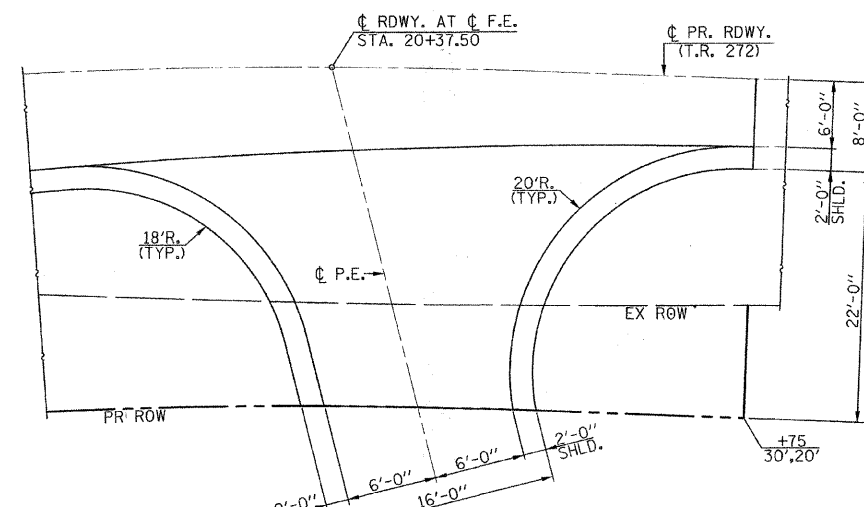
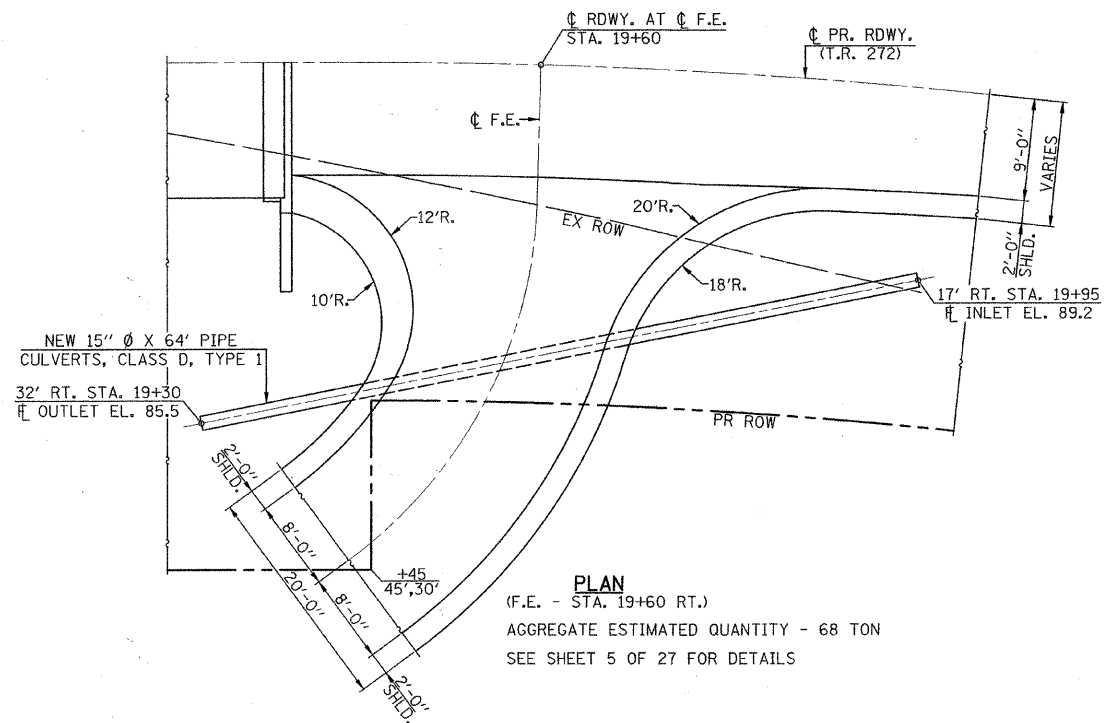


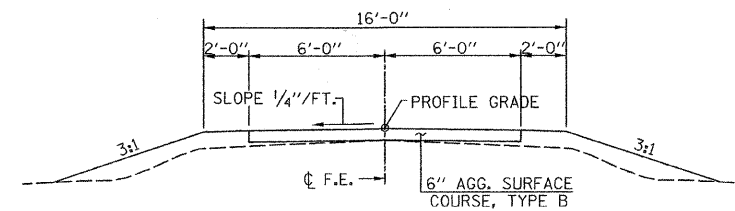
**PLAN**  
(F.E. - STA. 15+29 RT.)  
AGGREGATE ESTIMATED QUANTITY - 15 TON



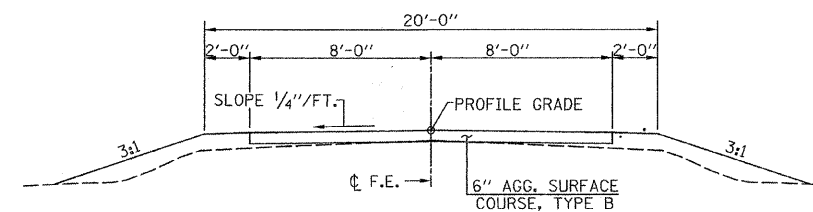
**PLAN**  
(P.E. - STA. 20+37.50 RT.)  
AGGREGATE ESTIMATED QUANTITY - 22 TON



**PLAN**  
(F.E. - STA. 19+60 RT.)  
AGGREGATE ESTIMATED QUANTITY - 68 TON  
SEE SHEET 5 OF 27 FOR DETAILS



**TYPICAL PRIVATE ENTRANCE**  
(P.E. - STA. 20+37.50 RT.)



**TYPICAL FIELD ENTRANCE**  
(F.E. - STA. 15+29 RT. &  
F.E. - STA. 19+60 RT.)

FILE NAME =	USER NAME = #USER#	DESIGNED -	REVISED -
#FILE#		DRAWN -	REVISED -
	PLOT SCALE = #SCALE#	CHECKED -	REVISED -
	PLOT DATE = #DATE#	DATE -	REVISED -



**Allen Henderson & Associates, Inc.**  
Civil and Structural Engineers Springfield, IL.  
62703 Phone: (217)544-8033 IL Design Firm  
No. 184-001907

**DETAILS & TYPICAL SECTIONS**

SCALE: VARIES SHEET NO. 3 OF 27 SHEETS STA. 14+00.00 TO STA. 21+40.00

T.R. RTE.	SECTION	COUNTY	TOTAL SHEETS	SHEET NO.
272	10-03114-00-BR	SHELBY	27	3
FED. ROAD DIST. NO. - ILLINOIS FED. AID PROJECT			CONTRACT NO. 95688	