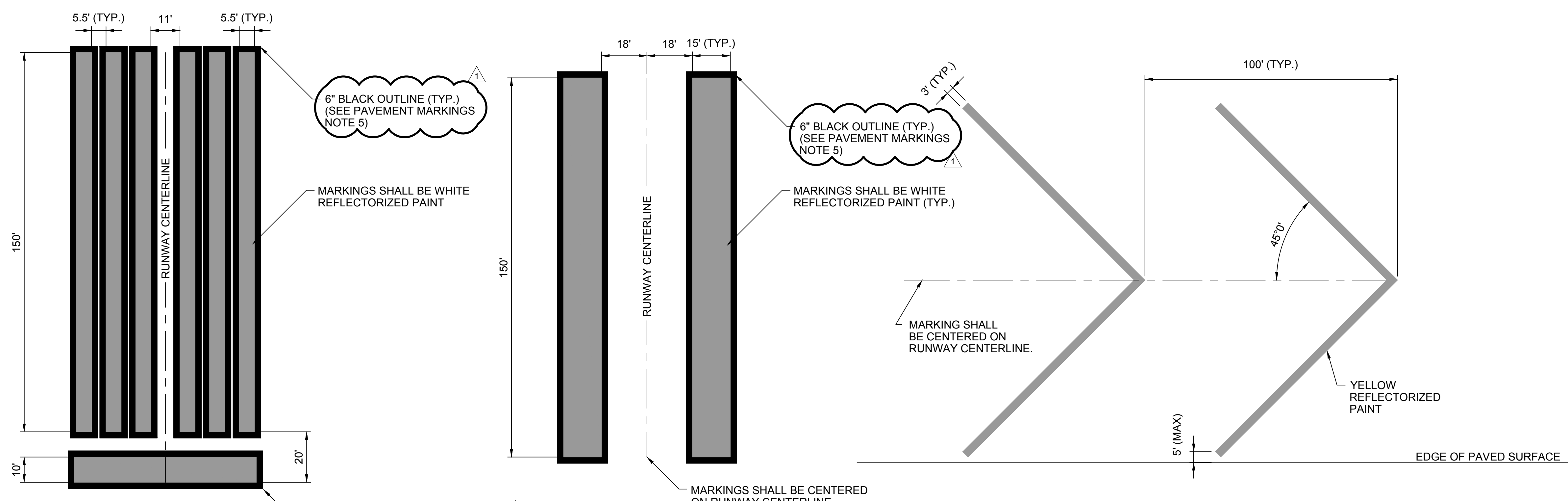
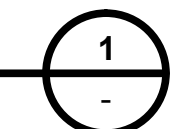


no.	date	by	ckd	description
0	05/09/12	JY	BJQ	ISSUED FOR BID
1	06/13/12	JY	BJQ	ADDENDUM NO. 1




**THRESHOLD MARKINGS**  
NOT TO SCALE



6" BLACK OUTLINE (TYP.)  
(SEE PAVEMENT MARKINGS NOTE 5)

**AIMING POINT MARKINGS**  
NOT TO SCALE



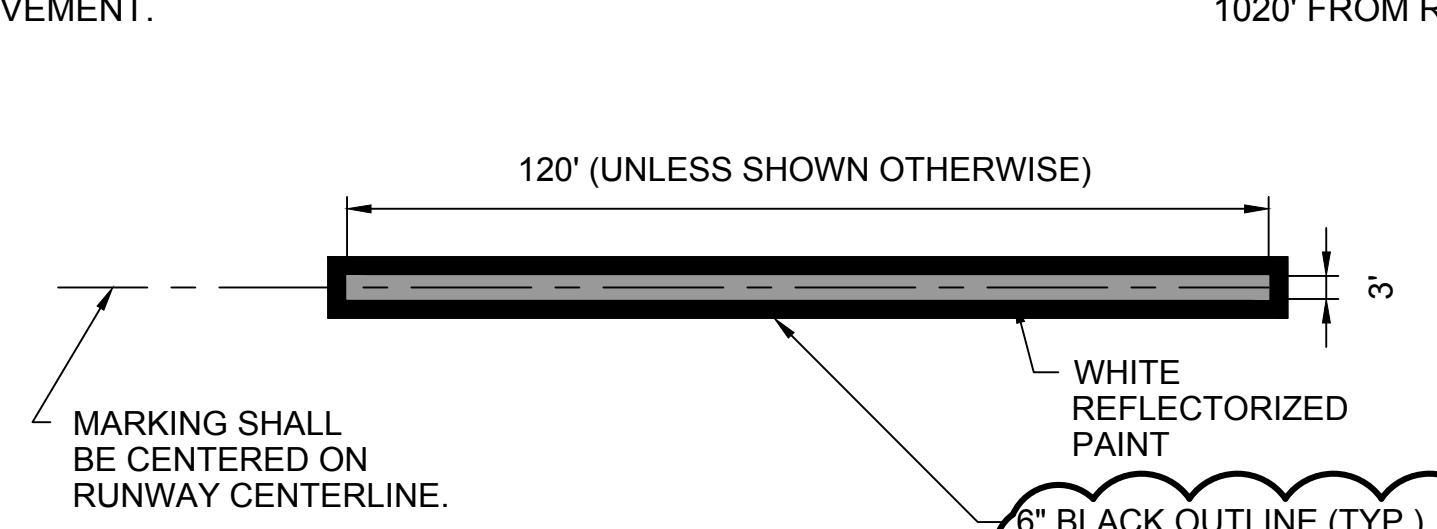
6" BLACK OUTLINE (TYP.)  
(SEE PAVEMENT MARKINGS NOTE 5)

**STOPWAY MARKINGS**  
NOT TO SCALE



**NOTE:**  
1. THRESHOLD MARKINGS BEGIN AT THE EDGE OF USABLE RUNWAY PAVEMENT.

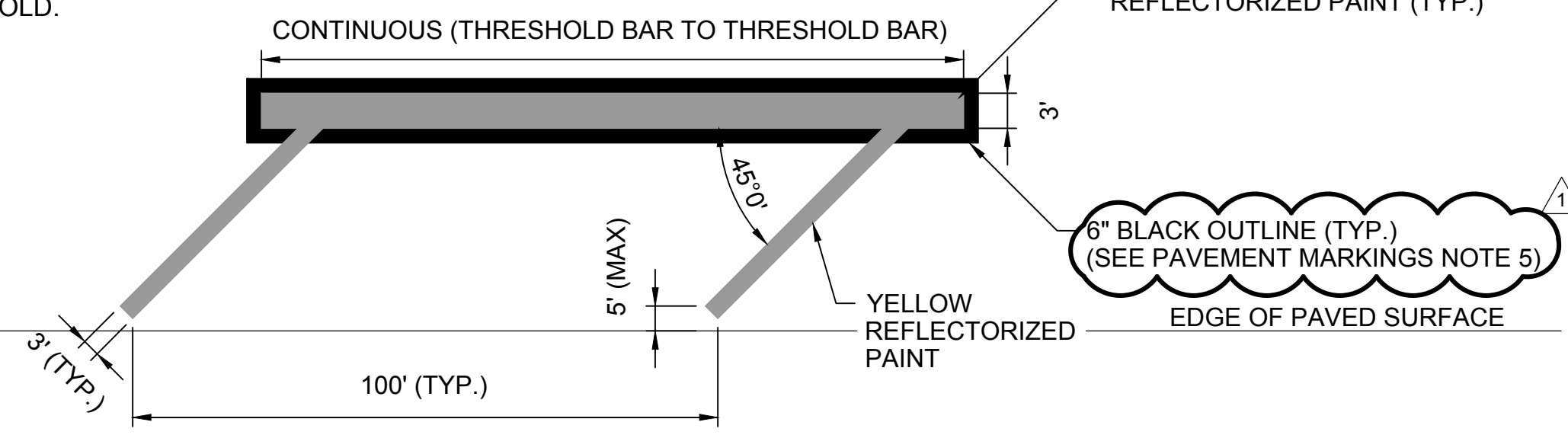
**NOTE:**  
AIMING POINT MARKINGS BEGIN 1020' FROM RUNWAY THRESHOLD.



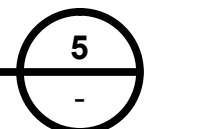
**CENTERLINE MARKINGS**  
NOT TO SCALE



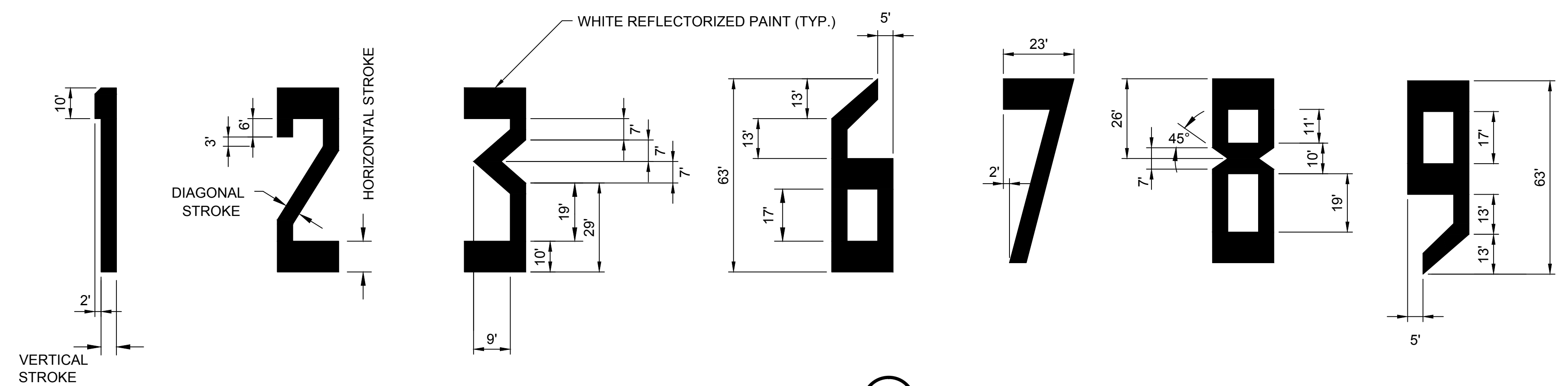
6" BLACK OUTLINE (TYP.)  
(SEE PAVEMENT MARKINGS NOTE 5)




**SHOULDER MARKINGS**  
NOT TO SCALE



6" BLACK OUTLINE (TYP.)  
(SEE PAVEMENT MARKINGS NOTE 5)



**NUMERAL MARKINGS**  
NOT TO SCALE



**PAVEMENT MARKING NOTES:**

1. DIMENSIONS ARE EXPRESSED IN FEET.
2. ALL CHARACTERS SHALL HAVE THESE CHARACTERISTICS (UNLESS OTHERWISE SPECIFIED):
  - 60" HIGH
  - 20' WIDE
  - VERTICAL STROKE OF 5'
  - HORIZONTAL STROKE OF 10'
  - DIAGONAL STROKE OF 5'
3. ALL NUMERALS EXCEPT THE NUMBER ELEVEN AS SHOWN ARE HORIZONTALLY SPACED 15' APART.
4. SINGLE DESIGNATIONS ARE CENTERED ON THE RUNWAY PAVEMENT CENTERLINE. FOR DOUBLE DESIGNATIONS, THE CENTER OF THE OUTER EDGES OF THE TWO NUMERALS IS CENTERED ON THE RUNWAY PAVEMENT CENTERLINE.
5. ALL CHARACTERS SHALL HAVE A 6" BLACK OUTLINE TO IMPROVE VISIBILITY.

5. BLACK PAINT WILL NOT BE MEASURED SEPARATELY FOR PAYMENT. ALL BLACK PAINT SHALL BE CONSIDERED INCIDENTAL TO THE ASSOCIATED WHITE PAVEMENT MARKING.



date	04/10/2012	detailed	J. YAHYA
designed	J. YAHYA	checked	B. QUINLAN

**REMARK RUNWAYS 18/36 AND 9/27**  
RUNWAY MARKING DETAILS

project	67423	contract	CONTRACT
drawing	<b>C3.01</b>	rev.	<b>0</b>
sheet	15	of	15 sheets
file	67423_C3.01_DETAILS_ADD_1.DWG		

COPYRIGHT © 2012 BURNS & MCDONNELL ENGINEERING COMPANY, INC.