

06-15-2018 LETTING ITEM 079

STATE OF ILLINOIS
DEPARTMENT OF TRANSPORTATION

F.A. RTE.	SECTION	COUNTY	TOTAL SHEETS	SHEET NO.
VAR	DIST 8 L TS 2019-1	VARIOUS	11	1
ILLINOIS			CONTRACT NO. 76L53	

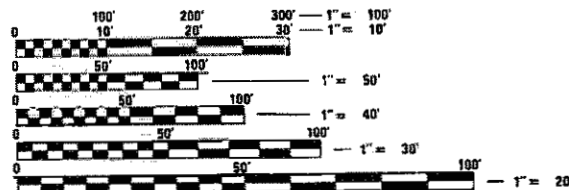
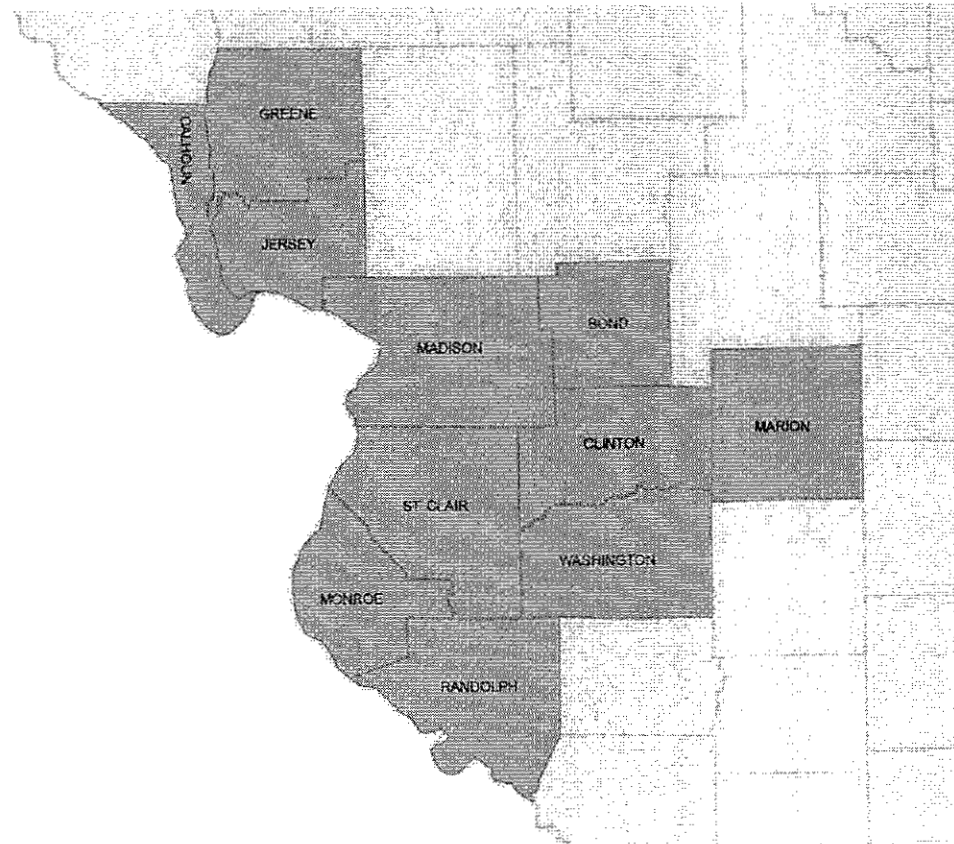
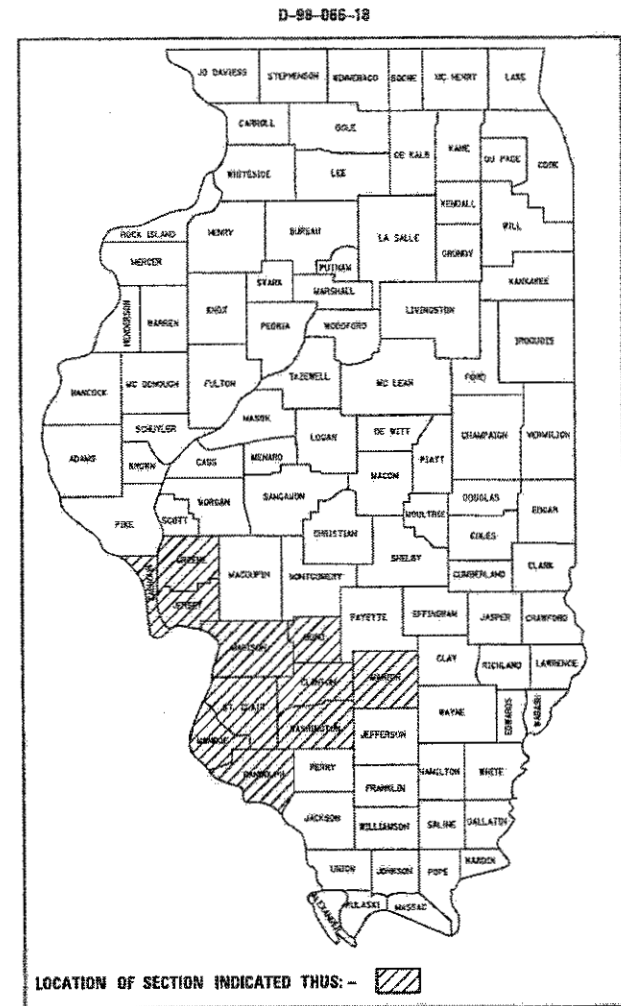
INDEX OF SHEETS:

- 1 COVER SHEET
- 2 HIGHWAY STANDARDS AND GENERAL NOTES
- 3-11 SUMMARY OF QUANTITIES

PROPOSED HIGHWAY PLANS

VARIOUS ROUTES
SECTION DIST 8 L TS 2019-1
HIGHWAY LIGHTING,
TRAFFIC SIGNAL REPAIR
VARIOUS COUNTIES

C-98-242-18



FULL SIZE PLANS HAVE BEEN PREPARED USING STANDARD ENGINEERING SCALES. REDUCED SIZED PLANS WILL NOT CONFORM TO STANDARD SCALES. IN MAKING MEASUREMENTS ON REDUCED PLANS, THE ABOVE SCALES MAY BE USED.

J.U.L.I.E.
JOINT UTILITY LOCATION INFORMATION FOR EXCAVATION
1-800-892-0123
OR 811

PROJECT ENGINEER: JIM WESSEL (618) 346-3273
PROJECT MANAGER: TRISH PAPIN (618) 346-3276

CONTRACT NO. 76L53

NOTE: WORK CAN BE LOCATED WITHIN ANY OF THE ABOVE NOTED COUNTIES
WITHIN DISTRICT 8/REGION 5.

STATE OF ILLINOIS
DEPARTMENT OF TRANSPORTATION

SUBMITTED March 19, 2018
Jeffrey J. Kern
REGIONAL ENGINEER

May 11, 2018
Paul P. Chaffin
ENGINEER OF DESIGN AND ENVIRONMENT

May 11, 2018
Paul P. Chaffin
DIRECTOR OF HIGHWAYS PROJECT IMPLEMENTATION

PRINTED BY THE AUTHORITY
OF THE STATE OF ILLINOIS

HIGHWAY STANDARDS

701001-02	701400-09	701456-05
701006-05	701401-11	701601-09
701101-05	701406-11	701606-10
701106-02	701421-08	701701-10
701201-04	701422-10	701901-07
701206-04	701446-09	886001-01
701301-04	701451-05	886006-01

1. THE LOCATIONS OF THE REPAIR AREAS SHALL BE DETERMINED BY THE ENGINEER/DEPARTMENT.
2. NO MATERIAL SHALL BE LEFT ON OR NEAR THE ROADWAY DURING NON-WORKING HOURS.
3. ANY NECESSARY TRAFFIC CONTROL WILL BE PROVIDED BY THE CONTRACTOR APPROPRIATE STANDARDS ARE LISTED.
4. ILLINOIS STATE LAW REQUIRES A 48-HOUR NOTICE TO BE GIVEN TO UTILITIES BEFORE DIGGING. FIELD MARKING OF FACILITIES MAY BE OBTAINED BY CONTACTING J.U.L.I.E. (PHONE 800 892-0123 OR 811) OR FOR NON-MEMBERS, THE UTILITY COMPANY DIRECTLY.
5. A FLAGGER SHALL BE REQUIRED AT ALL TIMES WHEN WORKERS OR EQUIPMENT ARE ENCROACHING ON THE LANE OF TRAFFIC.
6. 45 AND 55 MPH SIGNS ARE INCLUDED IN ALL INTERSTATE LANE CLOSURES. IF THE LANE CLOSURE DURATION IS LESS THAN 4 HOURS, THE 45 AND 55 MPH SIGNS ARE NOT REQUIRED.
7. ANY WORK ORDER MAY BE CANCELED AT THE ENGINEER'S/DEPARTMENT'S DISCRETION.
8. NO OVERNIGHT LANE CLOSURES WILL BE ALLOWED.

FILE NAME =	USER NAME = leej	DESIGNED -	REVISED -	STATE OF ILLINOIS DEPARTMENT OF TRANSPORTATION	HIGHWAY STANDARDS AND GENERAL NOTES	F.A. RTE.	SECTION	COUNTY	TOTAL SHEETS	SHEET NO.	
pw:\IL\084EBIDINTEG.illinois.gov\PI\DOT\Documents\DOT Offices\District 8\Projects\0875\Drawings\0875-01\0875-01-01.dwg		CHECKED -	REVISED -			VAR	DIST 8 L TS 2019-1	VARIOUS	11	2	
Default	PLOT SCALE = 100.0000' / 1in.	DATE -	REVISED -			SCALE: SHEET 1 OF 1 SHEETS STA. TO STA.			CONTRACT NO. 76L53		
	PLOT DATE = 2/20/2018	DATE -	REVISED -			ILLINOIS FED. AID PROJECT					

CODE NO.	ITEM	UNIT	TOTAL QUANTITY	CONSTR. CODE
				100% STATE
				0021
X1400096	LED LAMP MODULE REPLACEMENT	EACH	300	300
X7010218	TRAFFIC CONTROL AND PROTECTION, (SPECIAL)	EACH	29	29
X8860400	DETECTOR LOOP, SPECIAL	FEET	5040	5040
XP000001	JOURNEYMAN ELECTRICIAN	HOUR	4905	4905
XP000002	APPRENTICE ELECTRICIAN	HOUR	11	11
XP000009	PICK-UP TRUCK	HOUR	195	195
XP000012	ARROWBOARD (TRAILER MOUNTED)	HOUR	62	62
XP000013	ATTENUATOR, CRASH (TRUCK MOUNTED)	HOUR	1100	1100
XP000014	TRUCK CRANE	HOUR	5	5
XP000015	DIGGER DERRICK	HOUR	130	130
XP000028	LABOR	HOUR	94	94
XP000029	BUCKET TRUCK/VAN FOR TRAFFIC SIGNALS	HOUR	644	644
XP000030	BUCKET TRUCK FOR HIGHWAY LIGHTING	HOUR	1246	1246
XP000031	POLE TRAILER	HOUR	60	60

14

CODE NO.	ITEM	UNIT	TOTAL QUANTITY	CONSTR. CODE
				100% STATE
				0021
XP000032	FLATBED TRAILER	HOUR	16	16
XP000034	GENERATOR SET	HOUR	44	44
XP000035	PUMP, ELECTRIC, SUBMERSIBLE	HOUR	5	5
XP000036	PUMP, GAS, 2" OR LESS	HOUR	5	5
XP000101	ATQ 5A FUSE 200	EACH	1	1
XP000102	FNQ 5A FUSE	EACH	654	654
XP000103	KTQ 5A FUSE	EACH	1	1
XP000104	FNM 10A FUSE	EACH	1	1
XP000105	FRNR 60A FUSE	EACH	2	2
XP000106	BUCHANAN FUSEHOLDER KIT	EACH	53	53
XP000107	150W 240/480V HORIZONTAL HPS FIXTURE	EACH	1	1
XP000108	250W 240/480V HORIZONTAL HPS FIXTURE	EACH	11	11
XP000109	400W 240/480V HORIZONTAL HPS FIXTURE	EACH	13	13
XP000110	150W 240/480V MULTI-MOUNT HPS FIXTURE	EACH	1	1

14

CODE NO.	ITEM	UNIT	TOTAL QUANTITY	CONSTR. CODE
				100% STATE
				0021
XP000111	250W 240/480V MULTI-MOUNT HPS FIXTURE	EACH	7	7
XP000112	310W 240/480V MULTI-MOUNT HPS FIXTURE	EACH	1	1
XP000113	400W 240/480V MULTI-MOUNT HPS FIXTURE	EACH	7	7
XP000114	150W 240/480V SIGN TRUSS HPS FIXTURE	EACH	1	1
XP000115	150W HPS LAMP	EACH	100	100
XP000116	250W HPS LAMP	EACH	215	215
XP000117	310W HPS LAMP	EACH	1	1
XP000118	400W HPS LAMP	EACH	351	351
XP000119	150W 240/480V BALLAST KIT	EACH	25	25
XP000120	250W 240/480V BALLAST KIT	EACH	53	53
XP000121	310W 240/480V BALLAST KIT	EACH	1	1
XP000122	400W 240/480V BALLAST KIT	EACH	100	100
XP000123	SD-100 BU STARTER	EACH	1	1
XP000124	SURGE ARRESTOR (EDCO MODEL SHA-XXX3) X=20/240/480 VOLTS	EACH	3	3

14

CODE NO.	ITEM	UNIT	TOTAL QUANTITY	CONSTR. CODE
				100% STATE
				0021
XP000139	BREAKAWAY COUPLING, 1"	EACH	25	25
XP000140	1/4" X 1/4" STAINLESS STEEL MESH	SQ FT	2	2
XP000141	ALUMINUM SIGNAL BASE, SQUARE (PELCO)	EACH	80	80
XP000142	ALUMINUM SIGNAL POST, 13', SCH 80 (PELCO)	EACH	3	3
XP000143	LOUVER, 12", 5 VANE, 0 DEGREE CUT-OFF	EACH	1	1
XP000144	LOUVER, GEOMETRICALLY PROGRAMMABLE, 12" (PELCO)	EACH	2	2
XP000145	MAST ARM BRACKET, 3 SECTION (PELCO AB 116)	EACH	7	7
XP000146	MAST ARM BRACKET, 4 SECTION (PELCO AB 116)	EACH	2	2
XP000147	MAST ARM BRACKET, 5 SECTION (PELCO AB 116)	EACH	8	8
XP000148	HORIZONTAL TERMINAL, ALUMINUM (PELCO)	EACH	1	1
XP000161	LAMP, QUARTZ HALOGEN, 43W @, 10.8V (GE OR EQUIVALENT)	EACH	41	41
XP000164	SIGNAL HEAD, POLYCARBONATE, LED, 1-SECTION, 12", R OR Y (ECONOLITE OR MCCAIN)	EACH	6	6
XP000165	SIGNAL HEAD, POLYCARBONATE, LED, 3-SECTION, 12", (ECONOLITE OR MCCAIN)	EACH	70	70
XP000166	SIGNAL HEAD, POLYCARBONATE, LED, 4-SECTION, 12", (ECONOLITE OR MCCAIN)	EACH	3	3

FILE NAME =	USER NAME = lee.j	DESIGNED -	REVISED -
p:\1184EBIDINTEG\illinois.gov\PIDOT\Documents\DOT Office\District 8\Projects\0876\DRAWING\DATA\6AD\sheet\0876L53-ht-S02.dgn		CHECKED -	REVISED -
		DATE -	REVISED -

**STATE OF ILLINOIS
DEPARTMENT OF TRANSPORTATION**

SUMMARY OF QUANTITIES	
SCALE:	SHEET NO. 5 OF 9 SHEETS
STA.	TO STA.

F.A. RTE.	SECTION	COUNTY	TOTAL SHEETS	SHEET NO.
VAR	DIST 8 L TS 2019-1	VARIOUS	11	7
CONTRACT NO. 76L53				
FED. ROAD DIST. NO. [ILLINOIS] FED. AID PROJECT				

14

CODE NO.	ITEM	UNIT	TOTAL QUANTITY	CONSTR. CODE
				100% STATE
				0021
XP000167	SIGNAL HEAD, POLYCARBONATE, LED, 5-SECTION, 12", (ECONOLITE OR MCCAIN)	EACH	12	12
XP000168	PEDESTRIAN HEAD, POLYCARBONATE, LED, 2-SECTION, 12", (ECONOLITE OR MCCAIN)	EACH	17	17
XP000169	LAMP, LED LAMP	EACH	400	400
XP000170	ELECTRIC CABLE, 2/C, #14, TW, SH	FEET	3221	3221
XP000171	ELECTRIC CABLE, 3 PR, #18, TW, SH	FEET	10	10
XP000172	ELECTRIC CABLE, 5 PR, #18, TW, SH	FEET	10	10
XP000173	ELECTRIC CABLE, 6 PR, #18, TW, SH	FEET	2191	2191
XP000174	ELECTRIC CABLE, 2/C, #14	FEET	1242	1242
XP000175	ELECTRIC CABLE, 3/C, #14	FEET	988	988
XP000176	ELECTRIC CABLE, 5/C, #14	FEET	4515	4515
XP000177	ELECTRIC CABLE, 7/C, #14	FEET	1964	1964
XP000178	GROUND WIRE, #10	FEET	10	10
XP000179	GROUND ROD, 8', COPPER CLAD	EACH	1	1
XP000180	SPLICE KIT (3-M SCOTCHCAST #72-N1)	EACH	10	10

14

CODE NO.	ITEM	UNIT	TOTAL QUANTITY	CONSTR. CODE
				100% STATE
				0021
XP000181	LOOP SEALANT (BONDO P606)	GALLON	1	1
XP000183	BACKPLATE, ABS PLASTIC, 3-SECTION (PELCO)	EACH	50	50
XP000184	BACKPLATE, ABS PLASTIC, 4-SECTION (PELCO)	EACH	10	10
XP000185	BACKPLATE, ABS PLASTIC, 5-SECTION (PELCO)	EACH	18	18
XP000186	J BOX, NEMA, 4X, SS, 6"X8"X4", W/ ALUMINUM BACKPLATE & LOCK KIT	EACH	1	1
XP000187	HANDHOLE, FRAME & COVER (NEENAH R-6660-JP)	EACH	1	1
XP000188	HANDHOLE, COVER ONLY (NEENAH R-6660-JP)	EACH	10	10
XP000189	GULFBOX, JUNCTION	EACH	1	1
XP000190	TERMINAL FACILITY, COMPLETE	EACH	1	1
XP000191	SIGN, ILLUMINATED, FIBEROPTIC-TYPE, 24"X30" "NO LEFT/RIGHT TURN" OR "LT TURN YIELD"	EACH	1	1
XP000192	SIGN, ILLUMINATED, FIBEROPTIC-TYPE, 24"X30" "NO LEFT/RIGHT TURN" OR "LT TURN YIELD"	EACH	1	1
XP000193	MONITOR, NEMA CONFLICT, 12 CHANNEL (EDI SSM-12E)	EACH	1	1
XP000194	RELAY, FLASH TRANSFER, (MIDTEX 136-62T3A1)	EACH	1	1
XP000195	DETECTOR, NEMA DIGITAL, 1-CH, SHELF MOUNT (DETECTOR SYSTEMS OR RENO)	EACH	1	1

14

CODE NO.	ITEM	UNIT	TOTAL QUANTITY	CONSTR. CODE
				100% STATE
				0021
XP000196	DETECTOR, NEMA DIGITAL, 2-CH, RACK MOUNT (DETECTOR SYSTEMS OR RENO)	EACH	1	1
XP000197	DETECTOR, POWER SUPPLY, RACK MOUNT (DETECTOR SYSTEMS OR RENO)	EACH	1	1
XP000198	CABINET, SIGNAL CONTROLLER, ALUM., TYPE IV, W/MONITOR & ALL PLUG-INS, COMPLETE (ECONOLITE)	EACH	1	1
XP000199	FLASHER, NEMA	EACH	5	5
XP000200	LOAD SWITCH, NEMA	EACH	22	22
XP000201	CONTROLLER, SIGNAL, (ECONOLITE ASC/2S-2100)	EACH	1	1
XP000202	MONITOR INTERSECTION (ECONOLITE MONITOR II)	EACH	1	1
XP000203	COLD GALVANIZING, SPRAY CAN	EACH	1	1
XP000204	ALUMINUM LIGHT POLE, 45', COMPLETE, ROUND, W 15' TRUSS STYLE ARM, W/TRANSFORMER BASE, 17" B.C.	EACH	1	1
XP000205	ALUMINUM LIGHT POLE MAST ARM, 15', TRUSS STYLE	EACH	8	8
XP000206	ALUMINUM TRANSFORMER BASE, 13" UPPER BOLT CIRCLE 17" LOWER BOLT CIRCLE	EACH	1	1
XP000207	ALUMINUM LIGHT POLE, 45', COMPLETE, RD, W/ TENON TOP, W/T BASE, 17" B.C., DK. BRONZE POWDER COAT	EACH	1	1
XP000208	ALUMINUM TRANSFORMER BASE, 15" UPPER BOLT CIRCLE 17" LOWER BOLT CIRCLE, DK. BRONZE POWDER COAT	EACH	22	22
XP000209	UPPER AND LOWER ARM ASSEMBLY, UNPAINTED ALUMINUM	EACH	103	103

14

