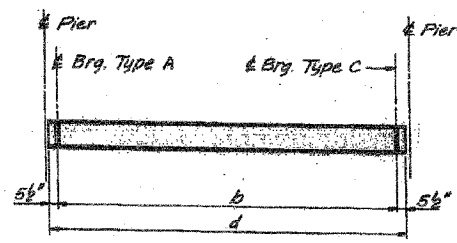
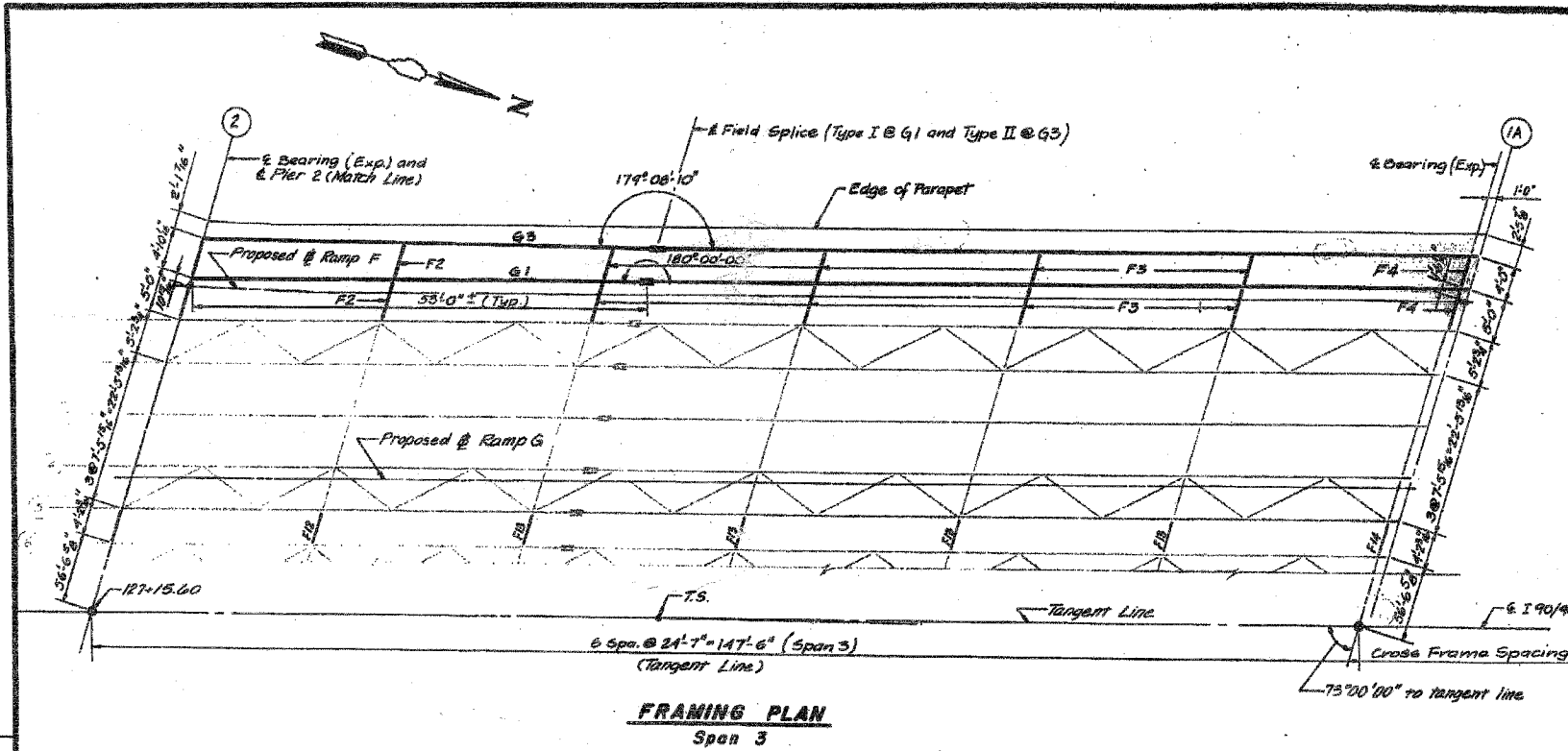
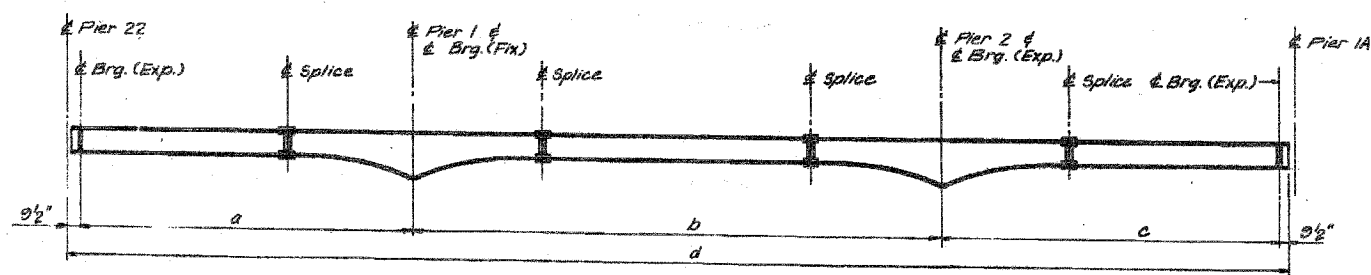


SECTION	COUNTY	DATE	BY
2003-0291	COOK	1/15/02	22
1717.6 - 1P, 2424.3 & 2525.3 BY (89)			



**GIRDER ELEVATION**  
Girders G4 thru G8  
(Structure No. 016-1062)

Location	Girder	Type	A	b	Type	C	d
Span F2	G4	Fix	162'-5 1/2"	Fix	163'-4 1/2"		
Span F2	G5	Fix	163'-3"	Fix	164'-0"		
Span F2	G6	Fix	165'-0 3/4"	Fix	165'-11 3/4"		
Span F1	G7	Fix	84'-1 1/2"	Fix	85'-0 3/4"		
Span F1	G8	Fix	83'-10 7/8"	Fix	84'-0 3/4"		
Span F1	G9	Fix	83'-8 1/2"	Fix	84'-7 1/2"		



**GIRDER ELEVATION**  
Girders G1 & G3

Location	Girder	a	b	c	d
Spans 1-3	G1	147'-8 1/2"	220'-0"	147'-6"	516'-7 1/2"
Spans 1-3	G3	146'-2 3/4"	218'-2"	147'-3"	513'-2 3/4"

All New Materials shown on this sheet are furnished under a separate steel fabrication contract (Section 1717.6 - 1P, 2424.3 and 2525.3)(89), unless noted otherwise.

SHEET 22 OF 115

STATE OF ILLINOIS	
DEPARTMENT OF TRANSPORTATION	
EAL. ROUTE 80/28 (DAN RYAN EXPRESSWAY)	
SECTION (1717.6 - 1P, 2424.3 & 2525.3)(89)	
1-28. REPAIR & RECONSTRUCTION	
STRUCTURE: SN 016-1050, 1062, 1066	
DRAWING PLAN - 22	
DESIGNED BY: [Signature]	
CHECKED BY: [Signature]	

REVISIONS	
NAME	DATE

ILLINOIS DEPARTMENT OF TRANSPORTATION  
F.A.I. 94/90 (DAN RYAN EXPRESSWAY)  
SB DAN RYAN ELEVATED BRIDGE  
REPAIR FROM 15TH TO 28TH STREETS  
EXISTING PLAN INFORMATION  
SN 016-1050, 1062, 1066

SCALE: NTS  
DATE: 5/25/2006

DRAWN BY: MTR  
CHECKED BY: BLU

FOR INFORMATION ONLY