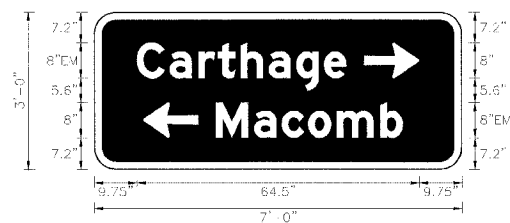


F.A.P. RTE.	SECTION	COUNTY	TOTAL SHEETS	SHEET NO.
315	55-2	McDONOUGH	1025	423
STA.		TO STA.		
FED. ROAD DIST. NO. 4		ILLINOIS FED. AID PROJECT		

SIGN DETAIL
1:20



SIGN NUMBER	7
WIDTH x HGT.	7'-0" x 3'-0"
BORDER WIDTH	1.75"
CORNER RADIUS	5"
MOUNTING	Ground
BACKGROUND	TYPE: Reflective COLOR: Green
LEGEND/BORDER	TYPE: Reflective COLOR: White/White

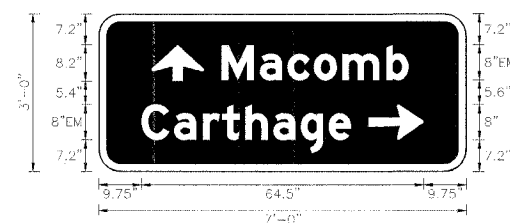
SYMBOL	X	Y	WID	HT
ARMED	61.6	20.8	12.6	8
ARMED	11.2	7.2	8	12.6

Panel Style: rew.ss
Dimensions are in inches, tenths

Letter spacings are to start of next letter

LETTER POSITIONS (X)										LENGTH	SERIES/SIZE
C	a	r	t	h	a	g	e			26.4	EM8/6
9.8	7.4	6.6	4.4	5.3	6.3	6.3	5.1			47.9	
M	a	c	o	m	b						EM8/6
27.8	8.7	6.3	6	6.5	10	5.1	13.5			42.7	

SIGN DETAIL
1:20



SIGN NUMBER	8
WIDTH x HGT.	7'-0" x 3'-0"
BORDER WIDTH	1.75"
CORNER RADIUS	5"
MOUNTING	Ground
BACKGROUND	TYPE: Reflective COLOR: Green
LEGEND/BORDER	TYPE: Reflective COLOR: White/White

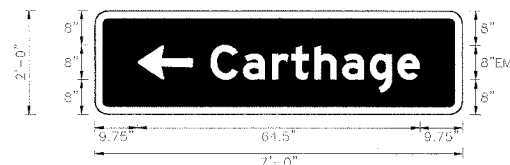
SYMBOL	X	Y	WID	HT
ARDDWN	12.1	20.6	12	8.2
ARMED	61.6	7.2	12.6	8

Panel Style: rew.ss
Dimensions are in inches, tenths

Letter spacings are to start of next letter

LETTER POSITIONS (X)										LENGTH	SERIES/SIZE
M	a	c	o	m	b					42.7	EM8/6
28.1	8.7	6.3	6	6.5	10	5.1	13.2			42.7	
C	a	r	t	h	a	g	e			26.4	EM8/6
9.8	7.4	6.6	4.4	5.3	6.3	6.3	5.1			47.9	

SIGN DETAIL
1:20



SIGN NUMBER	9
WIDTH x HGT.	7'-0" x 2'-0"
BORDER WIDTH	1.75"
CORNER RADIUS	3"
MOUNTING	Ground
BACKGROUND	TYPE: Reflective COLOR: Green
LEGEND/BORDER	TYPE: Reflective COLOR: White/White

SYMBOL	X	Y	WID	HT
ARMED	9.8	8	8	12.6

Panel Style: rew.ss
Dimensions are in inches, tenths

Letter spacings are to start of next letter

LETTER POSITIONS (X)										LENGTH	SERIES/SIZE
C	a	r	t	h	a	g	e			26.4	EM8/6
26.4	7.4	6.6	4.4	5.3	6.3	6.3	5.1			47.9	

REVISIONS	
NAME	DATE

ILLINOIS DEPARTMENT OF TRANSPORTATION

**SIGN DETAILS
IL ROUTE 336
SIGNS 7 THRU 9**

DATE 3/30/06

DRAWN BY
CHECKED BY