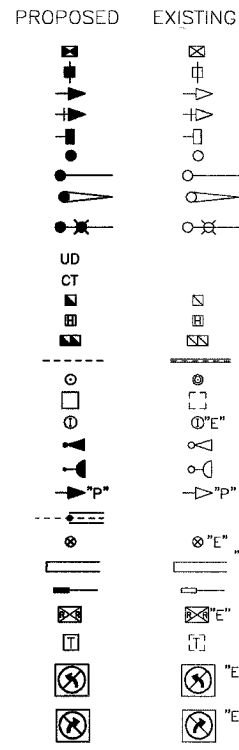


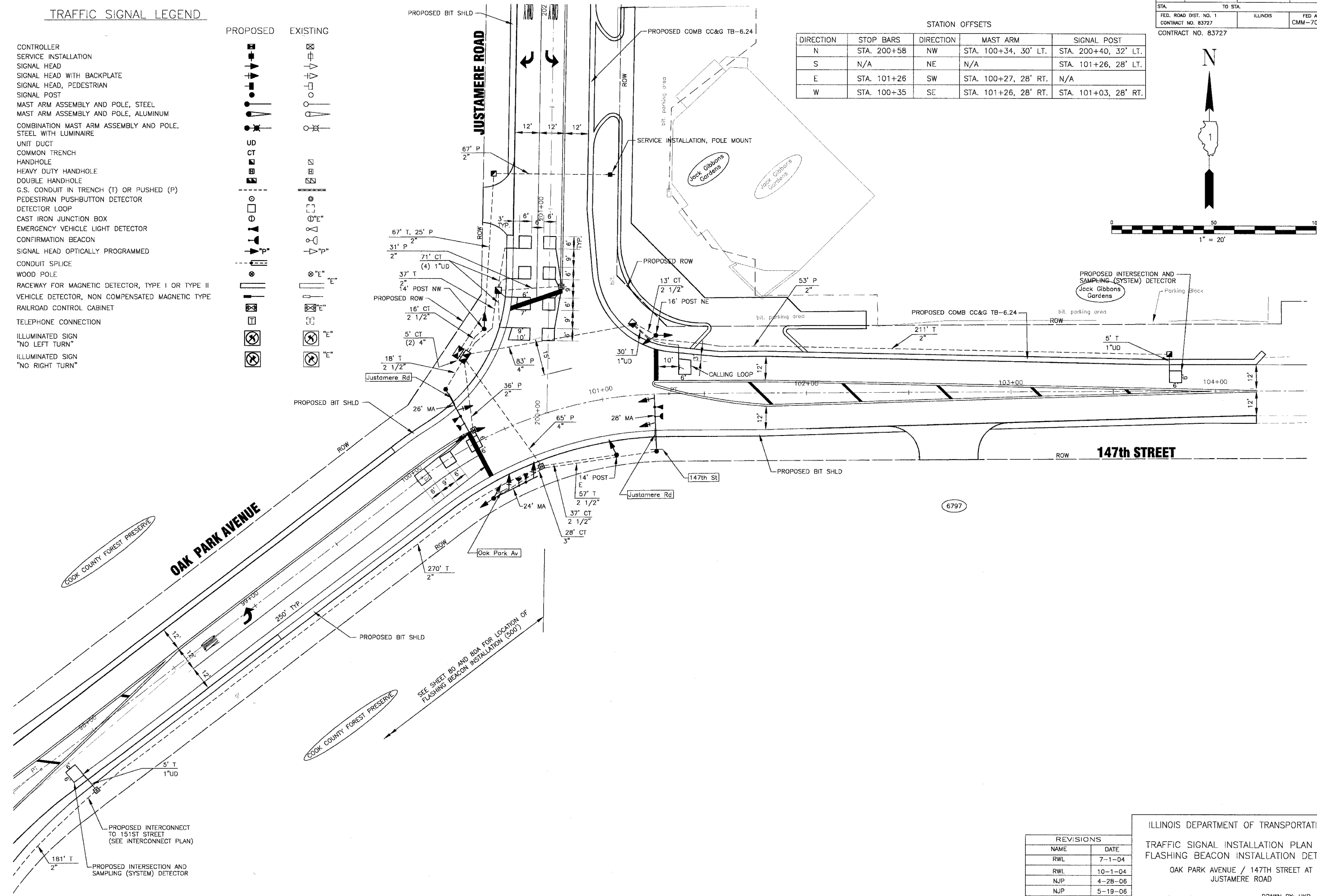
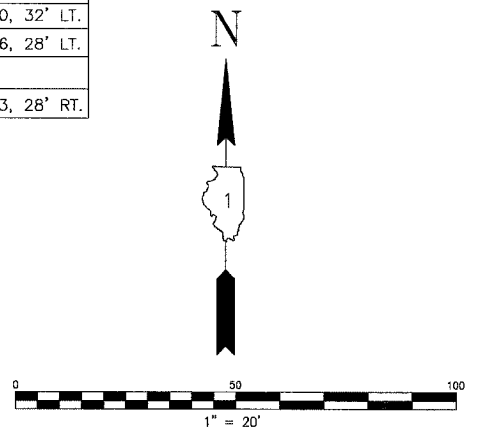
**TRAFFIC SIGNAL LEGEND**

- CONTROLLER
- SERVICE INSTALLATION
- SIGNAL HEAD
- SIGNAL HEAD WITH BACKPLATE
- SIGNAL HEAD, PEDESTRIAN
- SIGNAL POST
- MAST ARM ASSEMBLY AND POLE, STEEL
- MAST ARM ASSEMBLY AND POLE, ALUMINUM
- COMBINATION MAST ARM ASSEMBLY AND POLE, STEEL WITH LUMINAIRE
- UNIT DUCT
- COMMON TRENCH
- HANDHOLE
- HEAVY DUTY HANDHOLE
- DOUBLE HANDHOLE
- G.S. CONDUIT IN TRENCH (T) OR PUSHED (P)
- PEDESTRIAN PUSHBUTTON DETECTOR
- DETECTOR LOOP
- CAST IRON JUNCTION BOX
- EMERGENCY VEHICLE LIGHT DETECTOR
- CONFIRMATION BEACON
- SIGNAL HEAD OPTICALLY PROGRAMMED
- CONDUIT SPLICE
- WOOD POLE
- RACEWAY FOR MAGNETIC DETECTOR, TYPE I OR TYPE II
- VEHICLE DETECTOR, NON COMPENSATED MAGNETIC TYPE
- RAILROAD CONTROL CABINET
- TELEPHONE CONNECTION
- ILLUMINATED SIGN "NO LEFT TURN"
- ILLUMINATED SIGN "NO RIGHT TURN"



STATION OFFSETS

DIRECTION	STOP BARS	DIRECTION	MAST ARM	SIGNAL POST
N	STA. 200+58	NW	STA. 100+34, 30' LT.	STA. 200+40, 32' LT.
S	N/A	NE	N/A	STA. 101+26, 28' LT.
E	STA. 101+26	SW	STA. 100+27, 28' RT.	N/A
W	STA. 100+35	SE	STA. 101+26, 28' RT.	STA. 101+03, 28' RT.



REVISIONS

NAME	DATE
RWL	7-1-04
RWL	10-1-04
NJP	4-28-06
NJP	5-19-06

ILLINOIS DEPARTMENT OF TRANSPORTATION

TRAFFIC SIGNAL INSTALLATION PLAN AND FLASHING BEACON INSTALLATION DETAILS

OAK PARK AVENUE / 147TH STREET AT JUSTAMERE ROAD

SCALE: 1" = 20'

DATE 6-1-04

DRAWN BY: UKB  
DESIGNED BY: RWL  
CHECKED BY: LDH

I:\D&A\11\20146\DWG5\20146-SGNLS.dwg  
 Plotted: 6-06-06 @ 2:29pm By: 3546jfp  
 Copyright © 2004, By: Boxier & Woodman, Inc.  
 State of Illinois Professional Design Firm  
 License No.: 184-001121 - Expires 4-30-05