F.A.U. RTE.	SECTION	COUNTY	TOTAL SHEETS	SHEET NO.
0369	97-00025-00-BR	WILL	156	122
STA.		TO STA.		
FED. ROAD DIST. NO.	ILLINOIS	FED. AID PROJECT		

CONTRACT NO: 83757

Bar	A	B
d1(E)	2'-6"	6"
d3(E)	2'-6"	6"
d7(E)	2'-10½"	10½"
d8(E)	6"	9"
d9(E)	2'-2"	6"
d10(E)	2'-2"	6"
s1(E)	2'-5½"	-
s2(E)	3'-4½"	-
s3(E)	9"	12"
s4(E)	8"	3'-0"
s5(E)	7"	3'-2"
v1(E)	1'-9"	7"

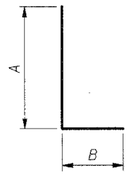

BARS d1(E), d3(E), d7(E), d9(E), d10(E) & v1(E)

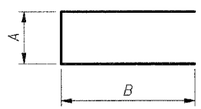

BARS d8(E), s3(E), s4(E) & s5(E)

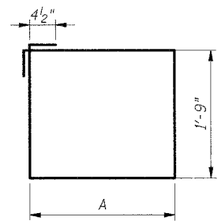

BARS s1(E) & s2(E)

Bar	A	B	C	D	N
c4(E)	8'-0"	10'-3"	9'-1"	9'-2"	16
c5(E)	10'-3½"	12'-2½"	11'-2½"	11'-3½"	14
c6(E)	12'-2½"	13'-11½"	13'-0½"	13'-1½"	14
c7(E)	12'-4½"	1'-10½"	8'-10½"	5'-4½"	2

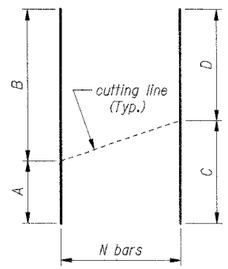

BARS c4E) thru c7(E)
CUTTING DIAGRAM

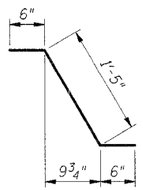

BAR d2(E)

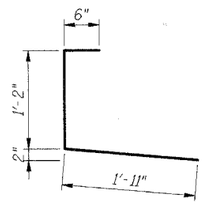

BAR d4(E)

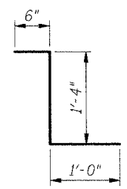

BAR d5(E)

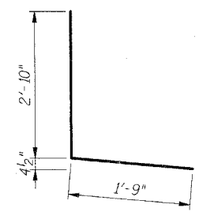

BAR d6(E)

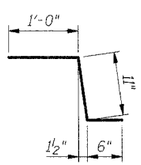

BAR c1(E)

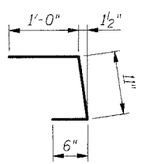

BAR c2(E)

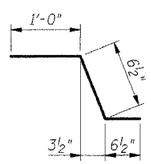

BAR c10(E)

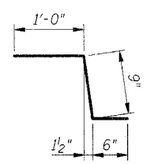

BAR c11(E)

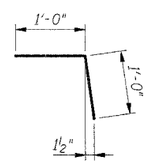

BAR c12(E)

Bar	A	B	C
e3(E)	1'-11"	1'-4"	4¾"
e6(E)	2'-4"	3'-8"	1"
e9(E)	2'-5"	1'-8"	4½"

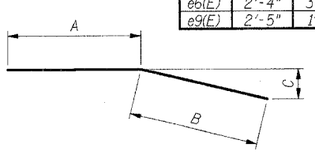

BARS e3(E), e6(E) & e9(E)

BAR LIST

Bar	No.	Size	Length	Shape
a1(E)	203	5	35'-2"	
a2(E)	144	5	35'-7"	
a3(E)	195	5	23'-4"	
a4(E)	195	5	28'-5"	
a5(E)	142	5	26'-10"	
a6(E)	138	5	24'-0"	
a7(E)	109	6	4'-0"	
a8(E)	40	5	2'-0"	
a9(E)	50	5	48'-0"	
a10(E)	35	5	34'-0"	
a11(E)	2	5	36'-0"	
b1(E)	618	5	38'-6"	
b2(E)	84	6	28'-0"	
b3(E)	94	5	34'-7"	
b4(E)	2	5	18'-0"	
b5(E)	1	5	12'-0"	
c1(E)	396	5	2'-5"	
c2(E)	62	5	2'-5"	
c3(E)	79	5	7'-11"	
c4(E)	16	5	18'-3"	
c5(E)	14	5	22'-6"	
c6(E)	14	5	26'-2"	
c7(E)	2	5	14'-3"	
c8(E)	1	5	14'-5"	
c9(E)	56	5	7'-1"	
c10(E)	63	5	2'-1"	
c11(E)	5	5	2'-3"	
c12(E)	31	5	2'-0"	
c13(E)	113	5	8'-1"	
d1(E)	122	5	3'-0"	
d2(E)	121	5	2'-5"	
d3(E)	122	4	3'-0"	
d4(E)	124	4	3'-7"	
d5(E)	6	5	2'-10"	
d6(E)	114	4	4'-7"	
d7(E)	114	6	3'-9"	
d8(E)	24	4	2'-0"	
d9(E)	4	5	2'-8"	
d10(E)	4	4	2'-8"	
e1(E)	44	4	25'-0"	
e2(E)	4	4	23'-0"	
e3(E)	4	4	3'-3"	
e4(E)	6	8	26'-0"	
e5(E)	2	8	23'-6"	
e6(E)	2	8	6'-0"	
e7(E)	6	5	27'-0"	
e8(E)	2	5	24'-6"	
e9(E)	2	5	4'-1"	
e10(E)	24	4	8'-1"	
e11(E)	4	8	8'-1"	
e12(E)	4	5	8'-1"	
m1(E)	14	6	37'-10"	
m2(E)	14	6	23'-11"	
m3(E)	28	6	30'-2"	
m4(E)	14	6	35'-4"	
m5(E)	14	6	24'-10"	
m6(E)	2	5	9'-0"	
s1(E)	162	4	9'-2"	
s2(E)	4	4	11'-0"	
s3(E)	251	4	2'-9"	
s4(E)	251	4	6'-8"	
s5(E)	8	4	6'-11"	
v1(E)	172	5	2'-4"	

BILL OF MATERIALS

Item	Unit	Total
Reinforcement Bars, Epoxy Coated	Lb	82590
Concrete Superstructure	Cu. Yd.	361.0
Bridge Deck Grooving	Sq. Yd.	802.1
Protective Coat	Sq. Yd.	1123.6
Name Plates	Each	1

Notes:

1. Reinforcement Bars designated (E) shall be epoxy coated.

SHT. S-13

REVISIONS	
NAME	DATE

VILLAGE OF NEW LENOX
F.A.U. (0369) CEDAR ROAD OVER HICKORY CREEK
WILL COUNTY

PARAPET & DECK DETAILS 2

SCALE: 1"=1'-0"
DATE: 07/01/05
DRAWN BY: FZD
CHECKED BY: KPS

TENG

TENG & ASSOCIATES, INC.
ENGINEERS/ARCHITECTS/PLANNERS
300 N. MICHIGAN AVE. CHICAGO, IL 60601
TELEPHONE: 312/616-0300

..\DKPOINT9.DGN, ..\SCROUNT1.DGN, ..\DKPOINT9.DGN, ..\TTBOONLZ.DGN, ..\FDSCRATCHLD.DGN, ..\GIAGONLD.DGN, ..\FARGONLD.DGN, ..\DKPOINT9.DGN, ..\ADMKOR14.DGN
8-29-2005, 17:46:37 S:\DOCUMENT\02228KN\STRUCT\DGN\DETDGNEC.DGN 1693.5FT