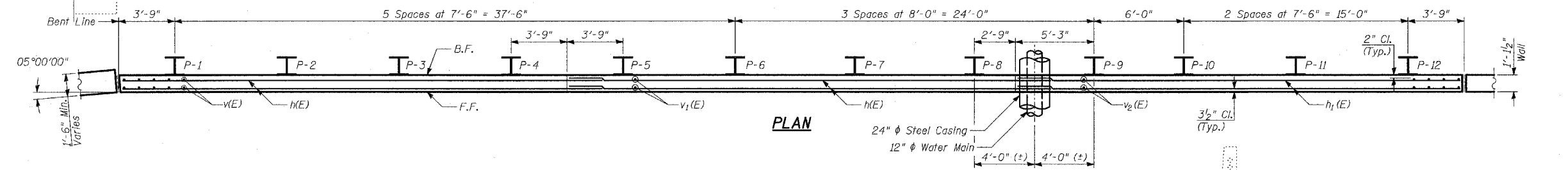
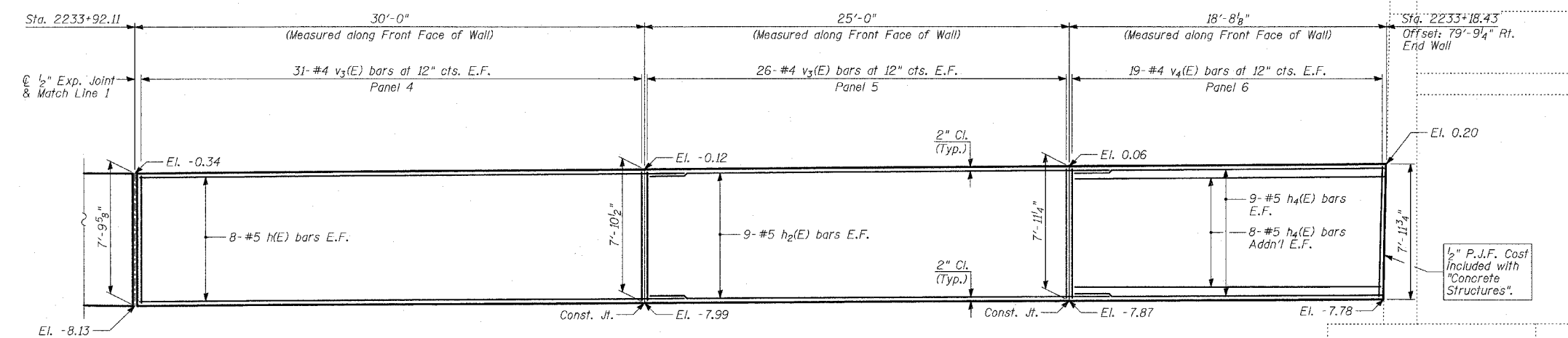


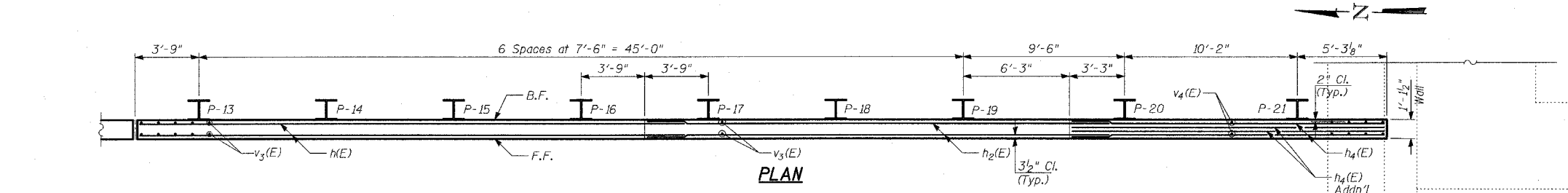
ELEVATION



PLAN



ELEVATION



PLAN

- NOTES:**
1. B.F. - denotes Back Face.
 2. E.F. - denotes Each Face.
 3. F.F. - denotes Front Face.
 4. Work this Sheet with Sheets 3 thru 6 of 8.
 5. Pile spacing measured along front face of wall.
 6. For Lap Splices, see Sheet 3 of 8.

TYLIN INTERNATIONAL

REVISIONS	
NAME	DATE

ILLINOIS DEPARTMENT OF TRANSPORTATION
F.A.I. 94 (DAN RYAN EXPRESSWAY)
RETAINING WALL ALONG STATE ST.
91ST ST. TO CPI&R RR
WALL 3 - PLAN AND ELEVATION
STA. 2234+82.11 TO STA. 2233+18.43
 S.N. 016-W945 DESIGNED BY: MI, MAF
 SCALE: N.T.S. DRAWN BY: MAF, TB
 DATE: MARCH 18, 2005 CHECKED BY: TD, MI