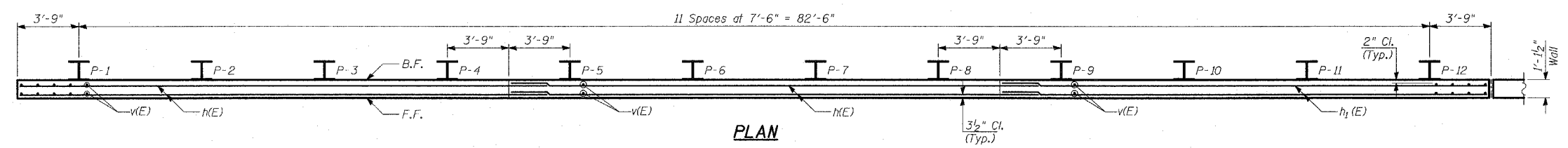
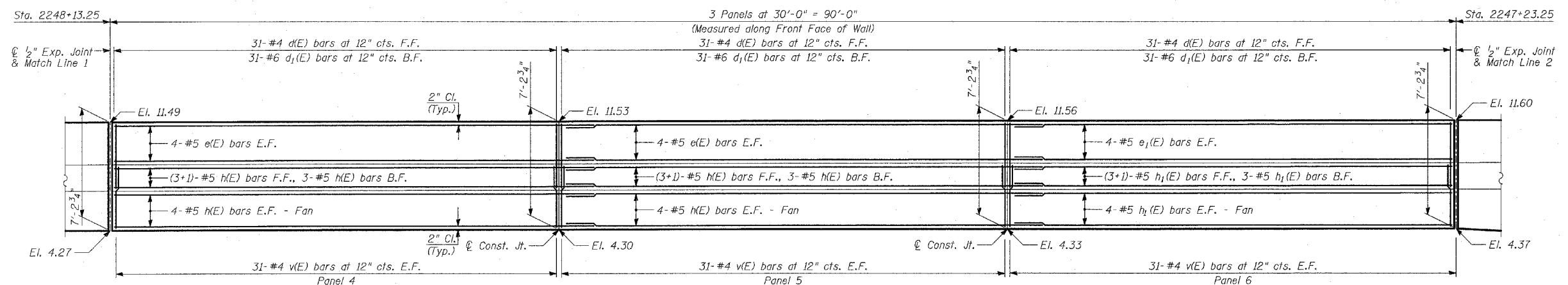


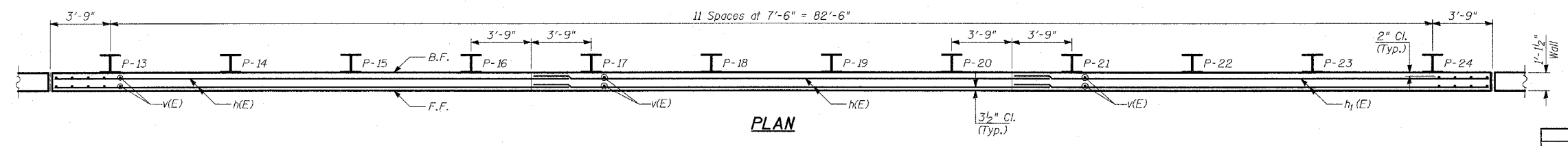
**ELEVATION**



**PLAN**



**ELEVATION**



**PLAN**

- NOTES:**
1. B.F. - denotes Back Face.
  2. E.F. - denotes Each Face.
  3. F.F. - denotes Front Face.
  4. Work this Sheet with Sheets 6 and 9 thru 11 of 20.
  5. Pile spacing measured along front face of wall.
  6. For Lap Splices, see Sheet 6 of 20.

REVISIONS	
NAME	DATE

ILLINOIS DEPARTMENT OF TRANSPORTATION  
**F.A.I. 94 (DAN RYAN EXPRESSWAY)**  
**RETAINING WALL ALONG STATE ST.**  
**EXIT RAMP AT AIS #1**  
**AIS 1 - PLAN AND ELEVATION**  
**STA. 2249+03.25 TO STA. 2247+23.25**  
 S.N. 016-W954      DESIGNED BY: MI, MAF  
 SCALE: N.T.S.      DRAWN BY: MAF, DJR  
 DATE: MARCH 18, 2005      CHECKED BY: TD, MI