F.A.I. RTE.	SECTION	COUNTY	TOTAL SHEETS	SHEET NO.
94	*	COOK	860	624
STA. 2200+00.00		TO STA. 2362+00.00		
FED. ROAD DIST. NO.	ILLINOIS	FED. AID PROJECT		

* (1516.1, 1717 & 1818) R-8

62694

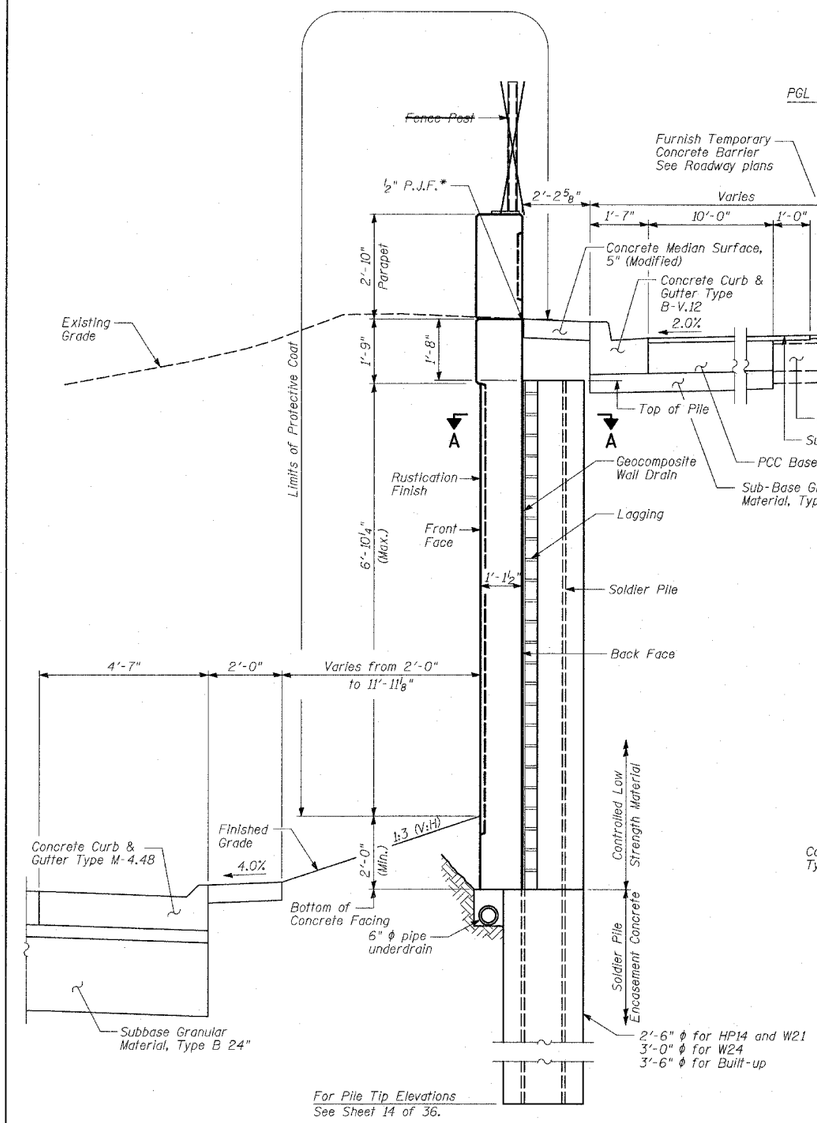

TYPICAL CROSS-SECTION

(From Sta. 2327+71.00 to Sta. 2320+69.22)

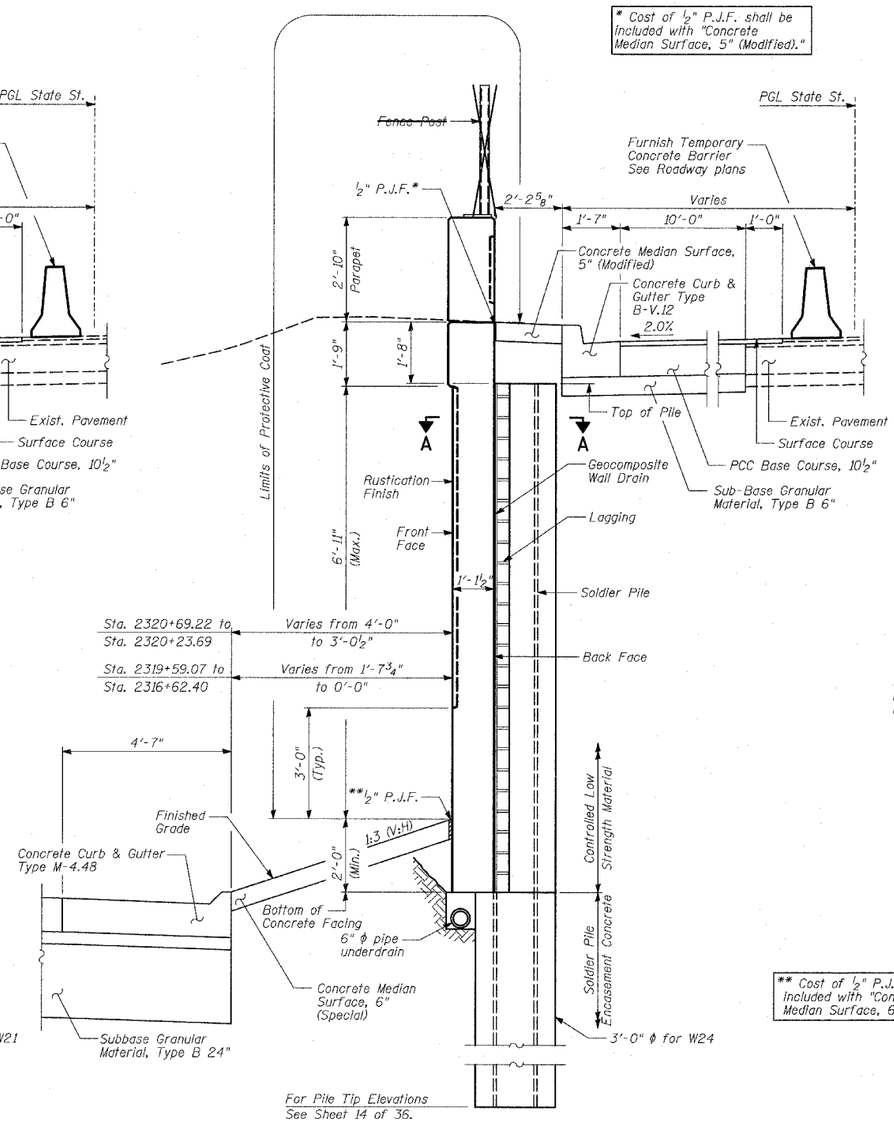

TYPICAL CROSS-SECTION

(From Sta. 2320+69.22 to Sta. 2320+23.69)
(From Sta. 2319+59.07 to Sta. 2316+62.40)

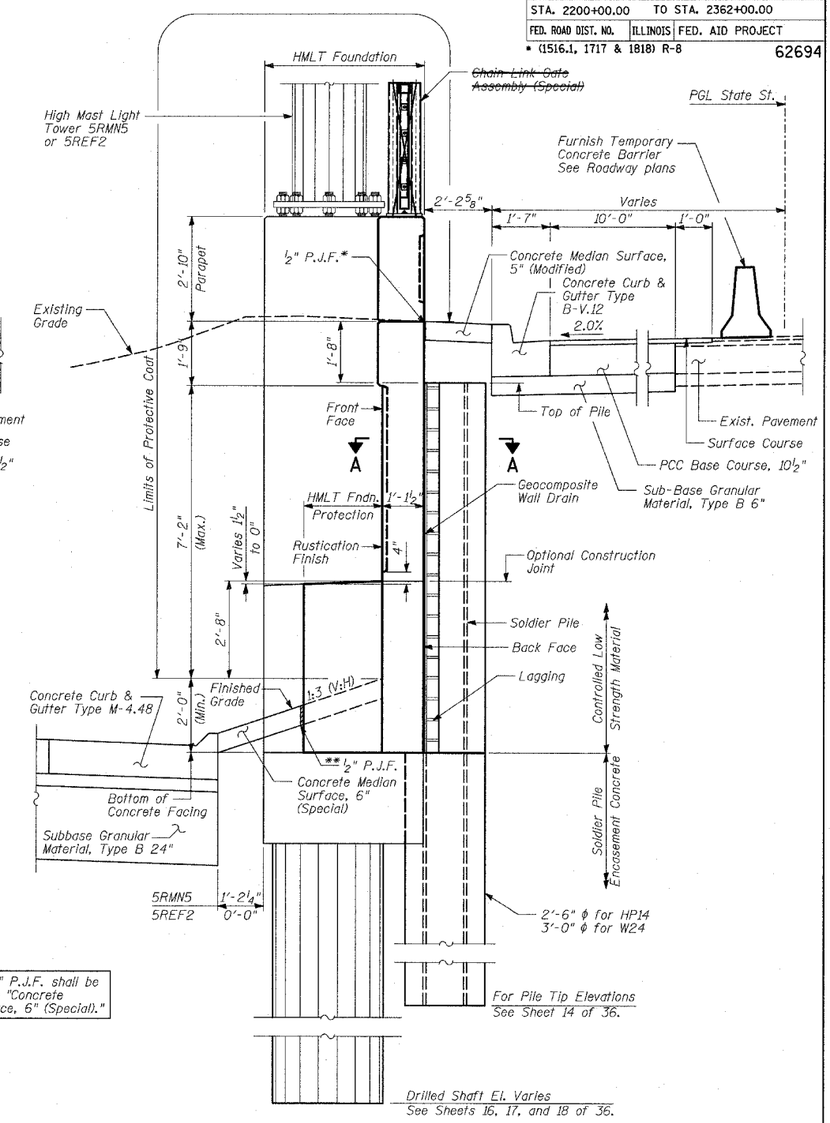

** Cost of 1/2" P.J.F. shall be included with "Concrete Median Surface, 6" (Special)."

TYPICAL CROSS-SECTION

(From Sta. 2328+31.89 to Sta. 2327+71.00)
(From Sta. 2320+23.69 to Sta. 2319+59.07)

NOTES:

1. The geocomposite wall drain shall be constructed according to Section 591 of the Standard Specifications.
2. The Contractor is responsible for the design and performance of the lagging using no less than 3" nominal rough-sawn thickness and the minimum tabulated unit stress in bending (f_b), used in the design of timber lagging shall be 1000 psi.
3. Stud shear connectors shall be 3/4" x 6" granular or solid flux filled headed studs, automatically end welded to the front flange of the soldier piles.
4. See Structure Excavation cross sections for approximate CLSM limits.

TY·LIN INTERNATIONAL

SHEET 20 OF 36

REVISIONS	
NAME	DATE
REVISED	04/15/05

ILLINOIS DEPARTMENT OF TRANSPORTATION

F.A.I. 94 (DAN RYAN EXPRESSWAY)
RETAINING WALL ALONG STATE ST.
77TH ST. TO 78TH ST.
WALL 70
WALL CROSS SECTIONS

S.N. 016-W976 — DESIGNED BY: MI, DJR
SCALE: N.T.S. — DRAWN BY: DJR, SB
DATE: MARCH 18, 2005 — CHECKED BY: TD, MI