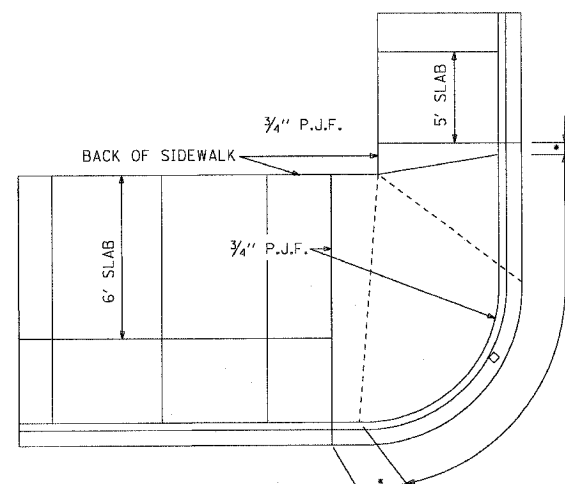
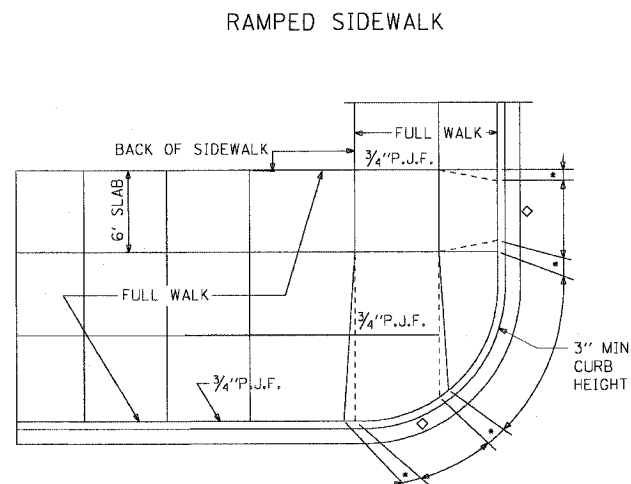


F.A.I. RTE.	SECTION	COUNTY	TOTAL SHEETS	SHEET NO.
90/94	2004-056I	COOK	47	41
STA.	TO STA.			
FED. ROAD DIST. NO. 1 ILLINOIS FED. AID PROJECT				

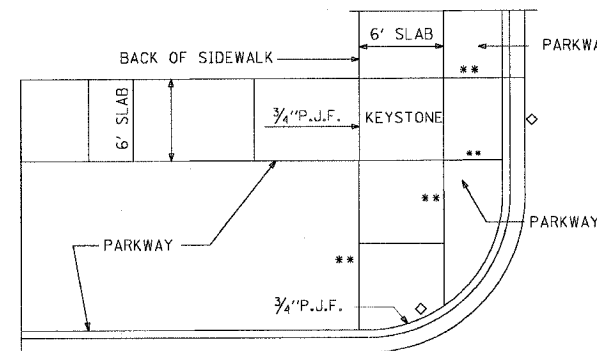
62795



TYPICAL RAMP WITH FULL WALK
10 FEET WIDE OR LESS



TYPICAL RAMP WITH FULL WALK
GREATER THAN 10 FEET WIDE

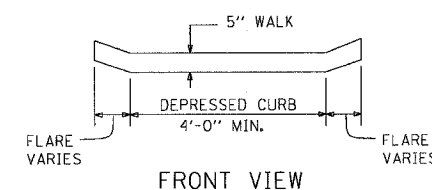


TYPICAL RAMP ADJACENT TO PARKWAY

RAMP SLOPE
DESIRABLE MAXIMUM 1" PER FOOT
ABSOLUTE MAXIMUM 1 1/2" PER FOOT

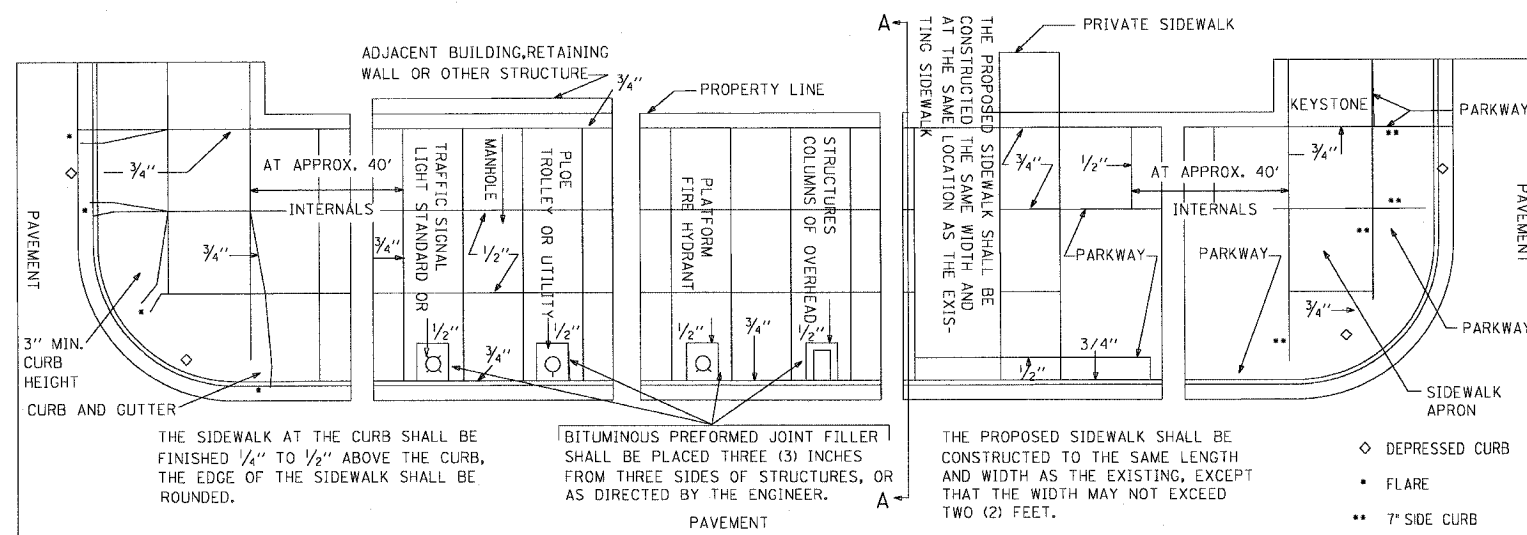
* **FLARE SLOPE**
DESIRABLE MAXIMUM 3" PER FOOT
MINIMUM WIDTH OF FLARE 1 FOOT

** 7" SIDE CURB

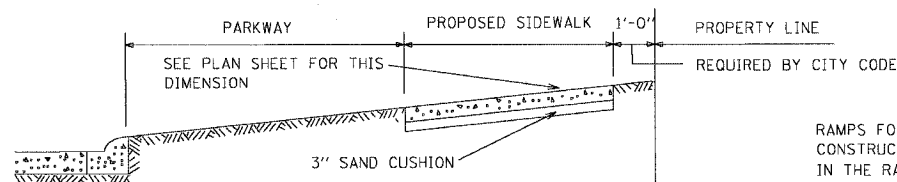


FRONT VIEW

DETAILS OF PORTLAND CEMENT CONCRETE SIDEWALK CONSTRUCTION

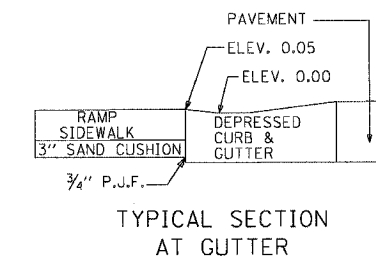


THE SLOPE FOR SIDEWALKS AND PARKWAYS
REQUIRED BY THE CITY CODE IS 1" IN 3'.
IF EXISTING CONDITIONS ABSOLUTELY REQUIRE,
THIS SLOPE MAY BE REDUCED TO A MINIMUM
OF 1" IN 4' OR INCREASED TO A MAXIMUM
OF 1" IN 2'.

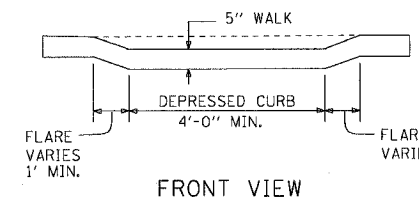


SECTION A-A

THE 1/2" AND 3/4" DIMENSIONS NOTED ON THE DRAWING REFER TO THE THICKNESS
OF THE BITUMINOUS PREFORMED JOINT FILLER REQUIRED AT THE VARIOUS
LOCATIONS. BITUMINOUS PREFORMED JOINT FILLER IS NOT PAID FOR
SEPARATELY, BUT INCLUDED IN THE COST OF THE SIDEWALK.



TYPICAL SECTION
AT GUTTER



FRONT VIEW

LEGEND

- PREFORMED JOINT FILLER
- DUMMY JOINT
- - - SLOPE BREAKPOINT
- FLARED CURB
- ** 7" SIDE CURB
- ◇ DEPRESSED CURB

NOTES:

PREFORMED JOINT FILLER SHALL BE PLACED
AS NOTED IN STANDARD DETAILS FOR SIDEWALK
CONSTRUCTION.

THIS STANDARD SHOULD BE CONSIDERED
TYPICAL FOR MOST LOCATIONS. THERE
MAY BE SPECIAL INSTANCES WHERE
DESIGN CHANGES WILL BE REQUIRED.

05/20/02 PW