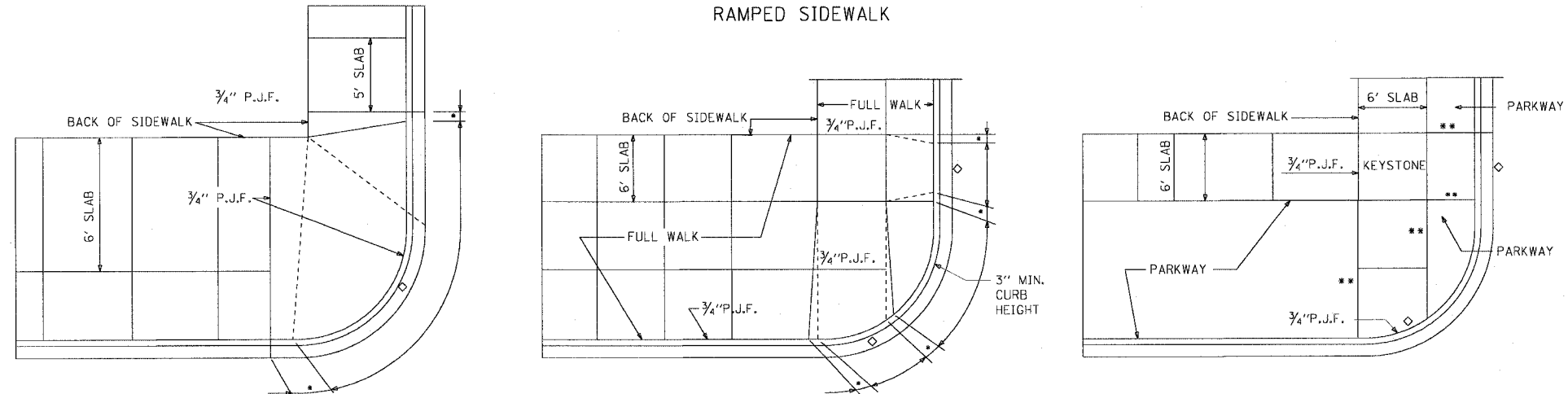


F.A.I. RTE.	SECTION	COUNTY	TOTAL SHEETS	SHEET NO.
90/94	2004-0571	COOK	47	40
STA.	TO STA.			
FED. ROAD DIST. NO. 1	ILLINOIS FED. AID PROJECT			

62796

RAMPED SIDEWALK



TYPICAL RAMP WITH FULL WALK
10 FEET WIDE OR LESS

TYPICAL RAMP WITH FULL WALK
GREATER THAN 10 FEET WIDE

TYPICAL RAMP ADJACENT TO PARKWAY

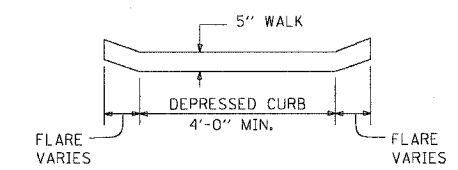
RAMP SLOPE

DESIRABLE MAXIMUM 1" PER FOOT
ABSOLUTE MAXIMUM 1/2" PER FOOT

* FLARE SLOPE

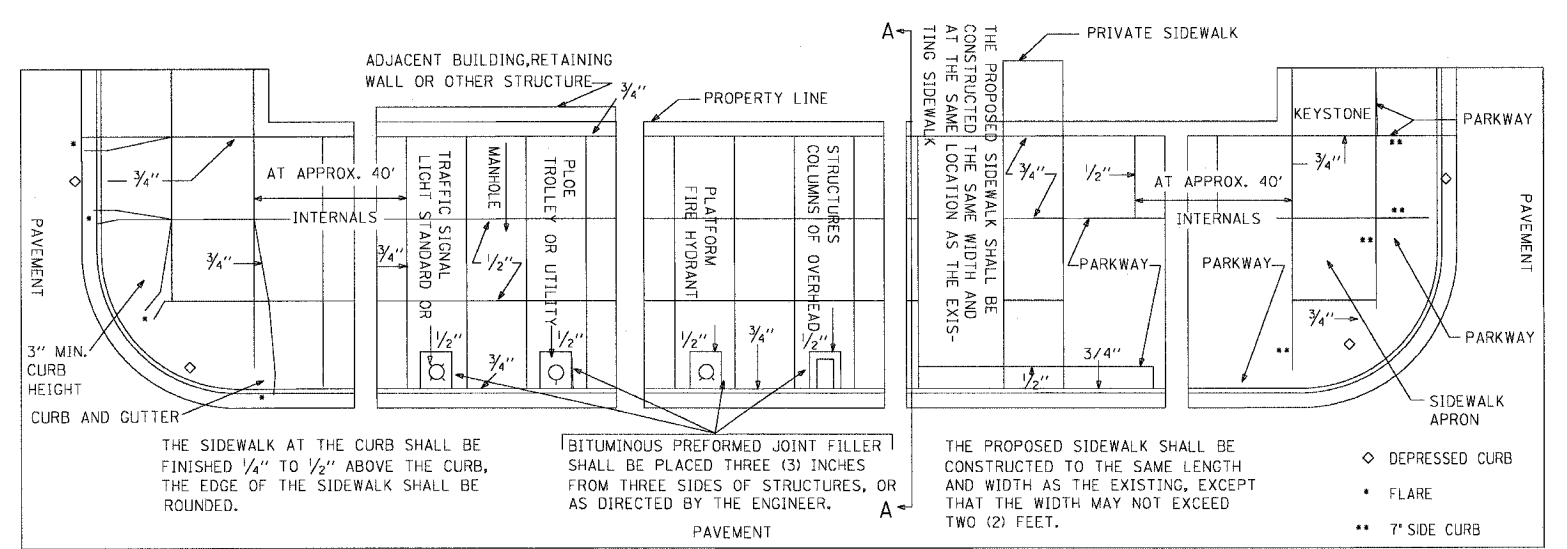
DESIRABLE MAXIMUM 3" PER FOOT
MINIMUM WIDTH OF FLARE 1 FOOT

** 7" SIDE CURB

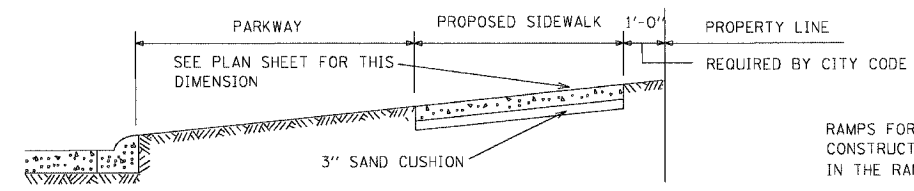


FRONT VIEW

DETAILS OF PORTLAND CEMENT CONCRETE SIDEWALK CONSTRUCTION

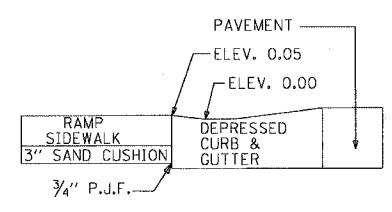


THE SLOPE FOR SIDEWALKS AND PARKWAYS REQUIRED BY THE CITY CODE IS 1" IN 3'. IF EXISTING CONDITIONS ABSOLUTELY REQUIRE, THIS SLOPE MAY BE REDUCED TO A MINIMUM OF 1" IN 4' OR INCREASED TO A MAXIMUM OF 1" IN 2'.

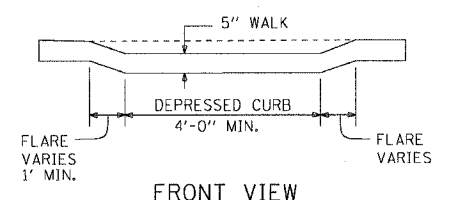


SECTION A-A

THE 1/2" AND 3/4" DIMENSIONS NOTED ON THE DRAWING REFER TO THE THICKNESS OF THE BITUMINOUS PREFORMED JOINT FILLER REQUIRED AT THE VARIOUS LOCATIONS. BITUMINOUS PREFORMED JOINT FILLER IS NOT PAID FOR SEPARATELY, BUT INCLUDED IN THE COST OF THE SIDEWALK.



TYPICAL SECTION AT GUTTER



FRONT VIEW

LEGEND

- PREFORMED JOINT FILLER
- DUMMY JOINT
- - - SLOPE BREAKPOINT
- FLARED CURB
- ** 7" SIDE CURB
- ◇ DEPRESSED CURB

NOTES:

PREFORMED JOINT FILLER SHALL BE PLACED AS NOTED IN STANDARD DETAILS FOR SIDEWALK CONSTRUCTION.
THIS STANDARD SHOULD BE CONSIDERED TYPICAL FOR MOST LOCATIONS. THERE MAY BE SPECIAL INSTANCES WHERE DESIGN CHANGES WILL BE REQUIRED.

REVISIONS	
NAME	DATE

ILLINOIS DEPARTMENT OF TRANSPORTATION
F.A.I. 90/94 (DAN RYAN EXPRESSWAY)
59th ST TO 47th ST (WENTWORTH AVE SIDEWALKS)
**CITY STANDARD DETAILS
SIDEWALK CONSTRUCTION
DETAILS**
SCALE: NONE
DATE: MARCH 4, 2005
DRAWN BY: LC
CHECKED BY: JAL

m:\p4\466\civ\14-civ\9\cdd_civ\902\3\1\roadway_details\40485_003.dwg