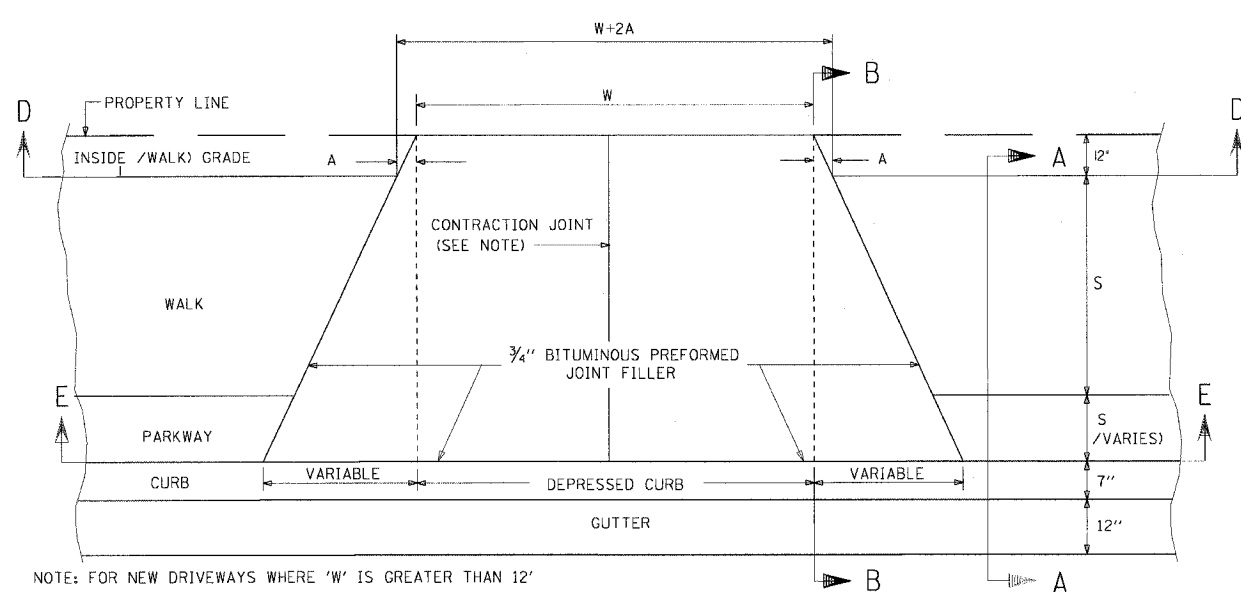
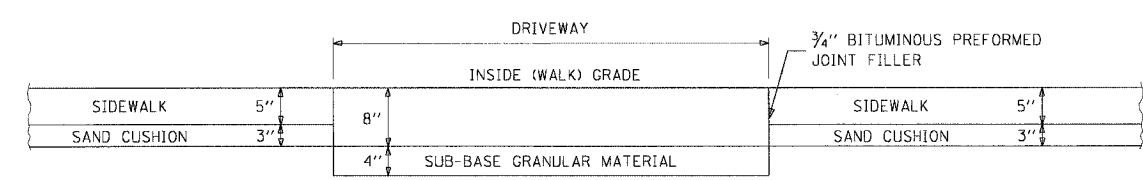


DETAIL OF DRIVEWAY CONSTRUCTION

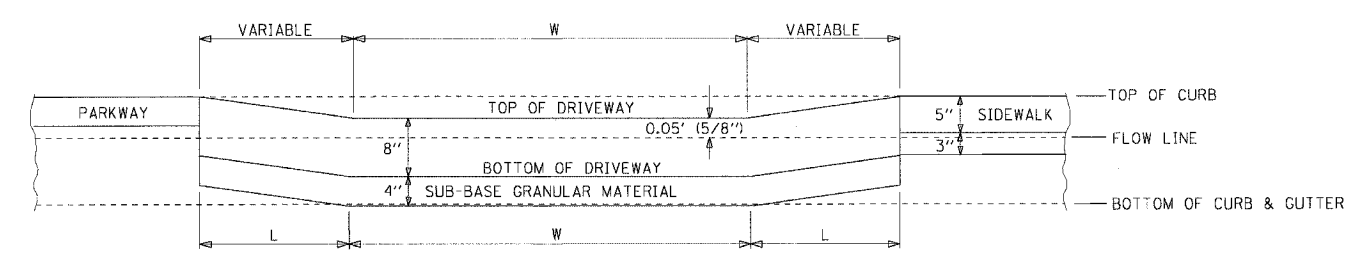


NOTE: FOR NEW DRIVEWAYS WHERE 'W' IS GREATER THAN 12' INSTALL 1/4" SAWED CONTRACTION JOINT. THE COST OF WHICH SHALL BE INCLUDED IN THE COST OF DRIVEWAY CONSTRUCTION.

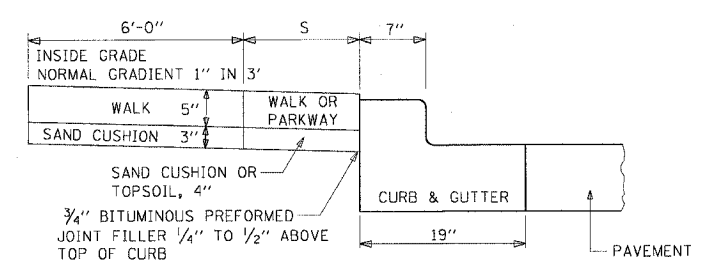
PLAN VIEW



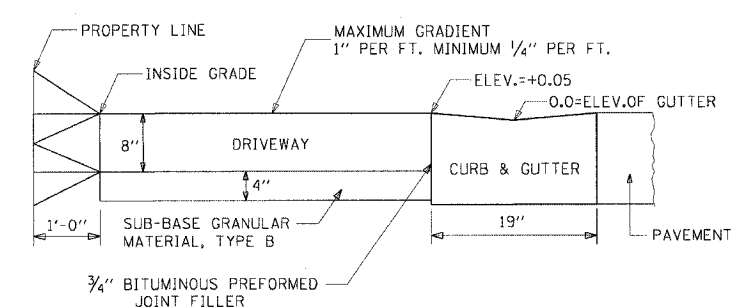
SECTION AT D-D



SECTION AT E-E



SECTION AT A-A



SECTION AT B-B

DESIRABLE MINIMUM FLARE WIDTHS FOR VARIOUS CURB HEIGHTS	
CURB HEIGHT (INCHES)	FLARE WIDTH (INCHES)
3	30
4	40
5	50
6	60
7	70
8	80
9	90

NOTES:

1. THE SLOPE OF THE DRIVEWAY IN THE ONE FT. SPACE ADJACENT TO THE PROPERTY LINE MAY BE ALTERED TO MEET EXISTING CONDITIONS.
2. THE COST OF THE AGGREGATE SUB-BASE, 4" IS INCLUDED IN THE PCC DRIVEWAY PAVEMENT, 8 INCH PAY ITEM.

- L = LENGTH OF WALK TO BE ADJUSTED OR REBUILT
- W = WIDTH OF DRIVEWAY AT PROPERTY LINE
- S = WIDTH OF WALK OR PARKWAY

REVISIONS	
NAME	DATE

ILLINOIS DEPARTMENT OF TRANSPORTATION
 F.A.I. 90/94 (DAN RYAN EXPRESSWAY)
 59th ST TO 47th ST (WENTWORTH AVE SIDEWALKS)
 CITY STANDARD DETAILS
 DRIVEWAY, VAULTED WALK
 DETAILS
 SCALE: NONE DRAWN BY: LC
 DATE: MARCH 4, 2005 CHECKED BY: JAL