ROUTE NO.	SECTION	COUNTY	TOTAL SHEETS	SHEET NO.
F. A. I. 80/94	0203.1B	COOK	200	92
FED. ROAD DIST. NO. 1	ILLINOIS	FED. AID PROJECT-		

SHEET NO. 30
91 SHEETS

CONTRACT NO. 62854

STATE OF ILLINOIS
DEPARTMENT OF TRANSPORTATION

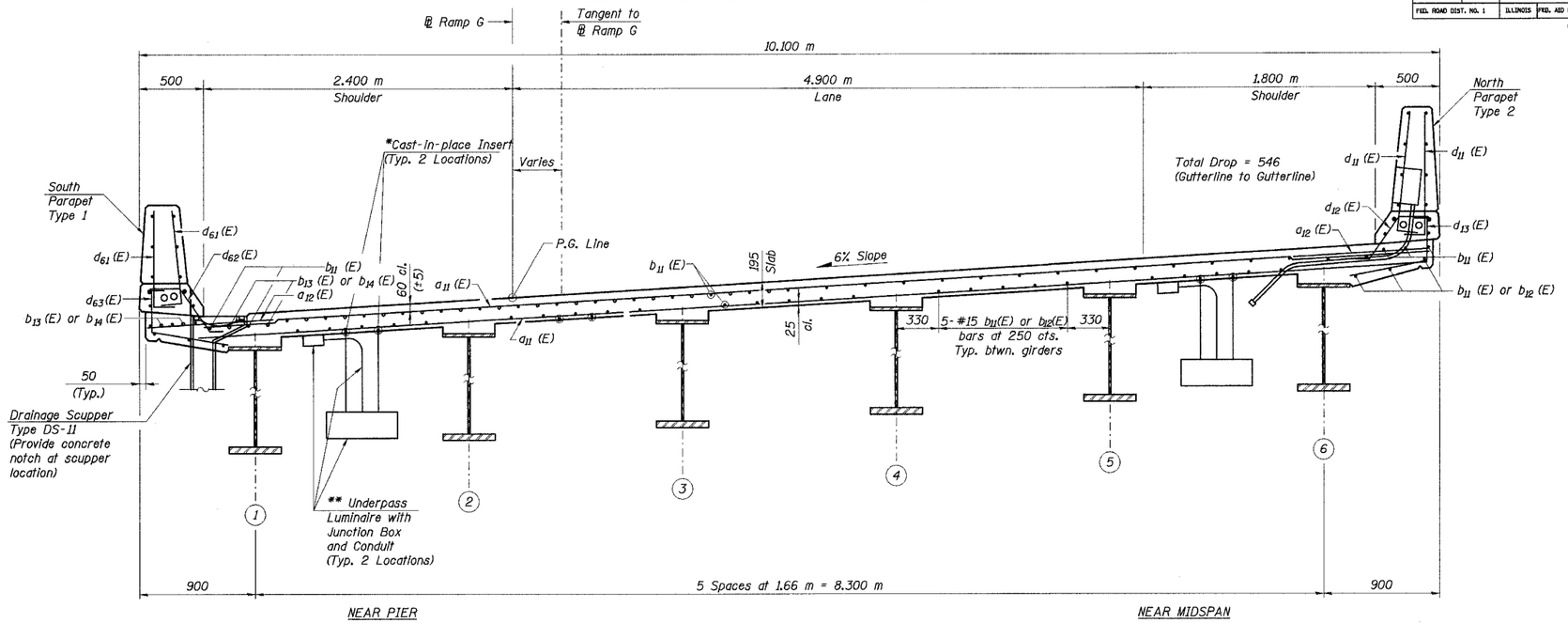

*See Electrical Drawings for location and type.
Paid under Electrical Contract but installed by Bridge Contractor.
Installation included for payment under Concrete Superstructure.
Bridge Contractor to coordinate with Electrical Contractor.
**Elements paid and installed under Electrical Contract.

CROSS SECTION D-D

Looking Up Station
All dimensions are measured radially

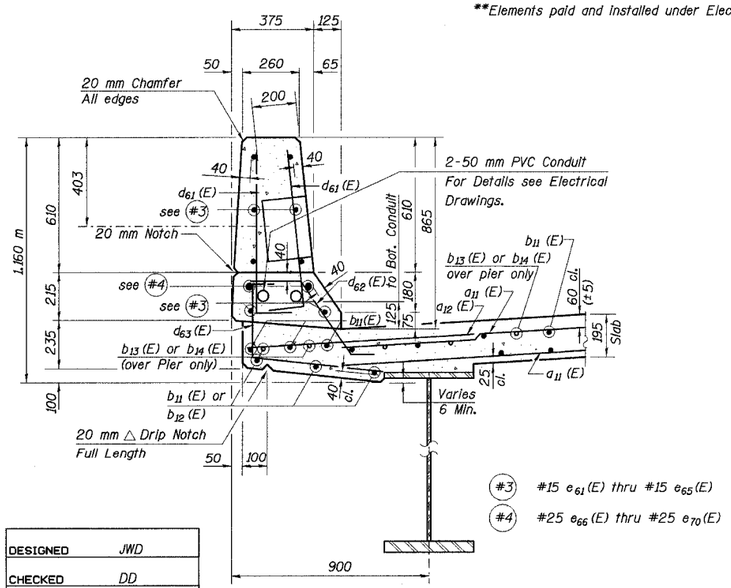

#3 #15 e_{61}(E) thru #15 e_{65}(E)
#4 #25 e_{66}(E) thru #25 e_{70}(E)

SECTION THRU SOUTH PARAPET TYPE 1

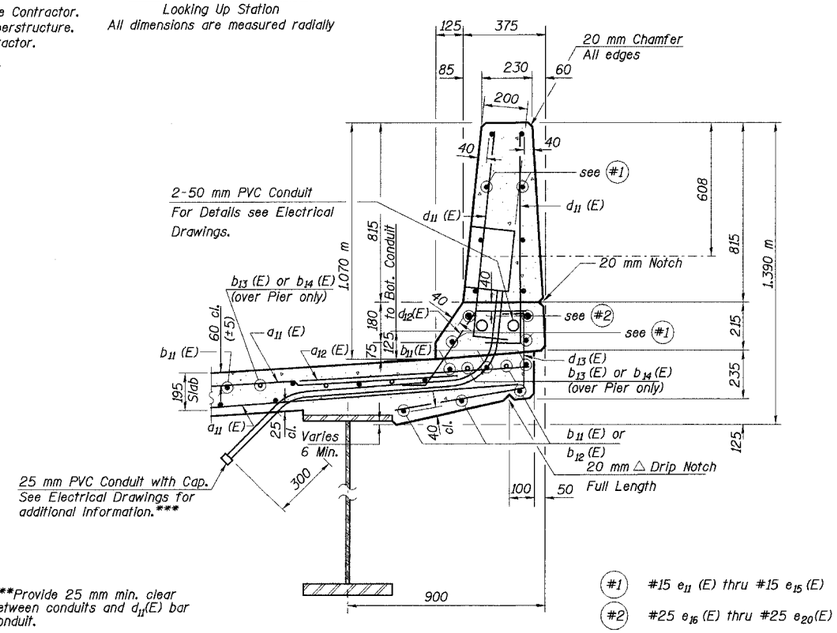

#1 #15 e_{11} (E) thru #15 e_{15} (E)
#2 #25 e_{16} (E) thru #25 e_{20}(E)

***Provide 25 mm min. clear between conduits and d_{11}(E) bar conduit.

SECTION THRU NORTH PARAPET TYPE 2

Notes:

1. Work this Sheet with Sheets Nos. 27-29 and 31-32 of 91.
2. See Sht. No. 41 of 91 for drainage scupper.
3. All dimension are in millimeters (mm) except as noted.

DESIGNED	JWD
CHECKED	DD
DRAWN	JM/LK
CHECKED	DD

ILLINOIS DEPARTMENT OF TRANSPORTATION
I-94/IL 394 SOUTH BOUND
DECK CROSS SECTION AND DETAILS
SPANS 4-6
WB I-80/94 TO SB IL 394 - RAMP G
FAI 80/94 - FAP 332 SECTION 0203.1B
COOK COUNTY
STA. 120+796.063 STRUCTURE NO. 016-2804
DATE 3/23/05
SCALE ---

HNTB

lkelite
J:\34562\CADD\B1\CTR_28_2804\cds\su150114e_2804.dgn
07-APR-2005 14:12